


X Year Issue 39th

Vol. 87

Magh, 2068 (15 Januray -14 February, 2012)

Nepal Telecommunications Authority



Management Information System

**Published on
Magh, 2068 (March, 2012)**

**P.O. Box No. 9754
Bluestar Office Complex
Tripureshwor, Kathmandu, Nepal
Tel.: +977-1-43101030-38
Fax: +977-1-4101034
E-mail: ntra@nta.gov.np, info@nta.gov.np
URL: www.nta.gov.np**

1. Telecom Statistics at a glance (as of Magh, 2068, 14 February, 2012)

1.1 Available Voice Telephony Services

Services Operators	Fixed		Mobile		Others		Total
	PSTN	WLL	GSM	CDMA	LMS	GMPCS	
NDCL	618,119	150,368	5,816,159	851,283	-	-	7,435,929
UTL	-	71,175	-	-	533,393	-	604,568
NCELL	-	-	7,178,008	-	-	-	7,178,008
STM	5,181	-	-	-	155	-	5,336
NSTPL	-	2,608	-	-	137,787	-	140,395
Smart	598	-	-	-	250,328	-	250,926
Others (GMPCS)	-	-	-	-	-	1,742	1,742
Total	623,898	224,151	12,994,167	851,283	921,663	1,742	15,616,904
	848,049		13,845,450		923,405		
Tele-Density							
Services							Penetration Rate %
Fixed							3.18
Mobile							52.00
Others (LM, GMPCS)							3.46
Total							58.66

Note: Projected Population for 2011 is 26,620,809 (Source : cbs.gov.np)

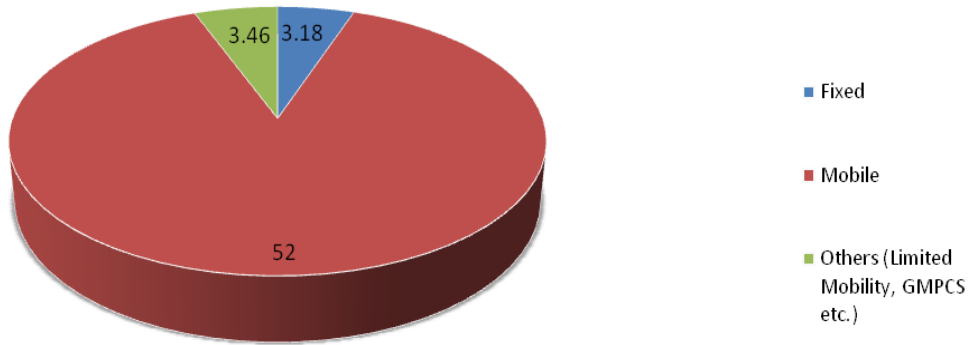
1.2 Data/Internet Services

Services	Subscribers				Total
	NDCL	UTL	NCELL	ISPs	
Dialup (PSTN +ISDN)	5,332	-	-	14,188	19,520
Wireless Modem, Optical Fibre Ethernet	-	-	-	31,636	31,636
Cable Modem, Cable etc.	-	-	-	17,108	17,108
ADSL	78,740	-	-	-	78,740
GPRS	1,478,787	-	2,389,788	-	3,868,575
CDMA 1X	109,187	68,477	-	-	177,664
Total	1,672,046	68,477	2,389,788	62,932	4,193,243
Internet Penetration Rate %					15.75

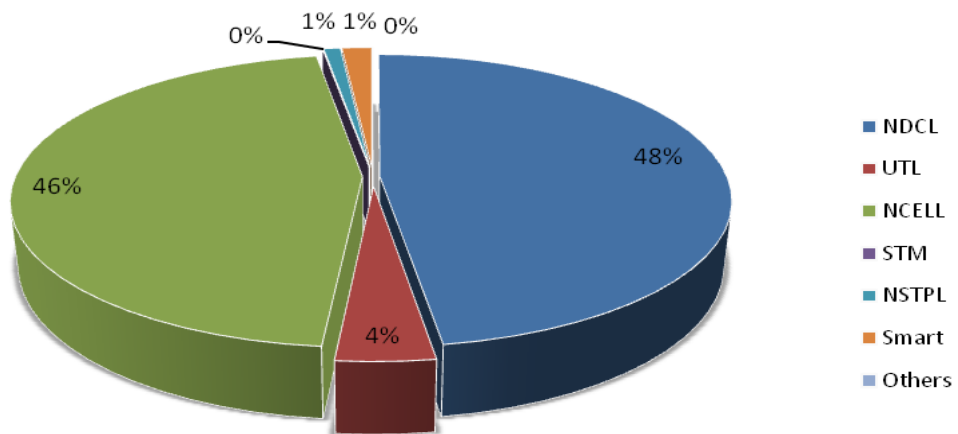
1.3 Public Call Centres (PCO)

Services	Subscribers
Rural PCO's of STM Telecom Sanchar Pvt. Ltd.	2,016
Rural PCO's of SMART Telecom Pvt. Ltd.	598
Total	2,614

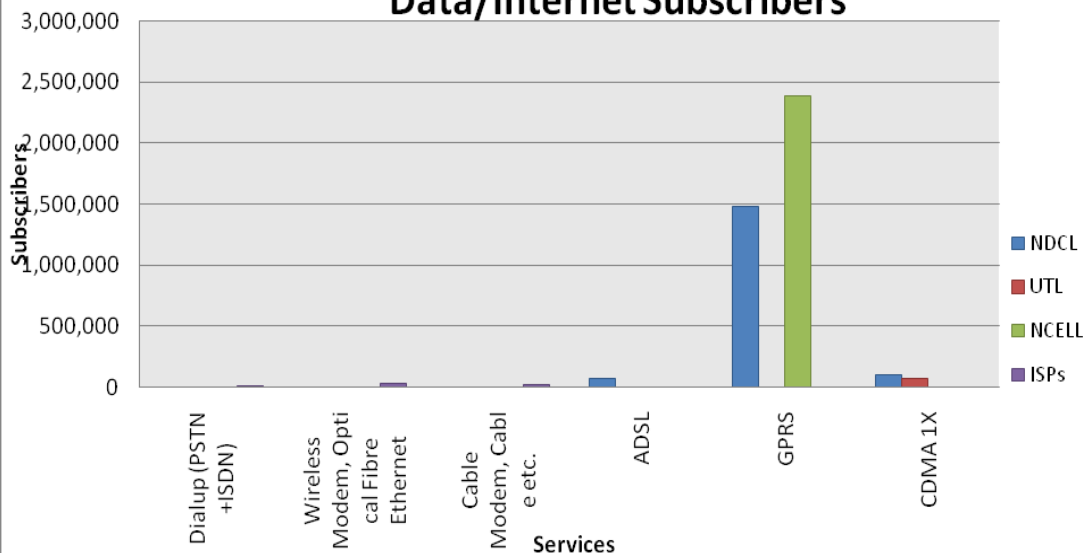
Telephone Penetration Rate



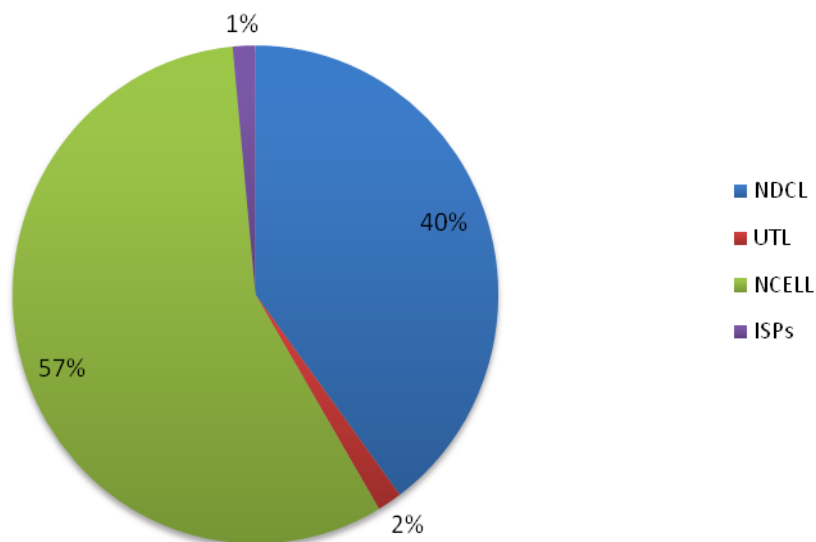
Market Share of Telephone Subscribers



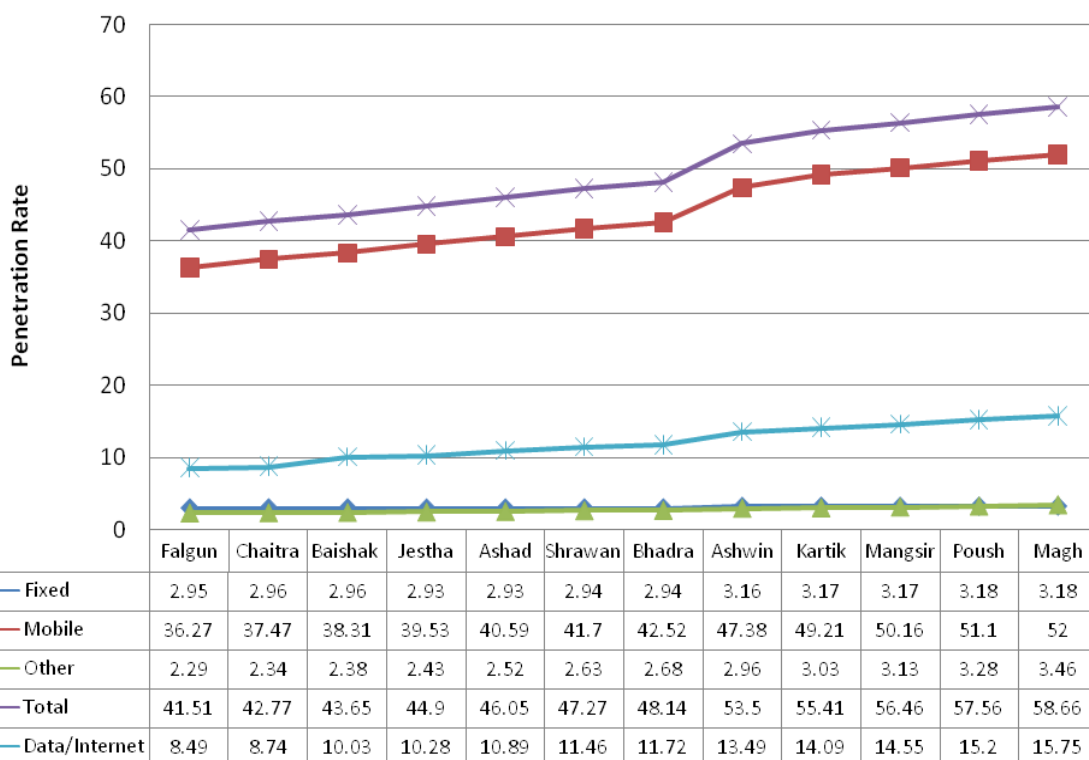
Data/Internet Subscribers



The market share of data/internet subscribers

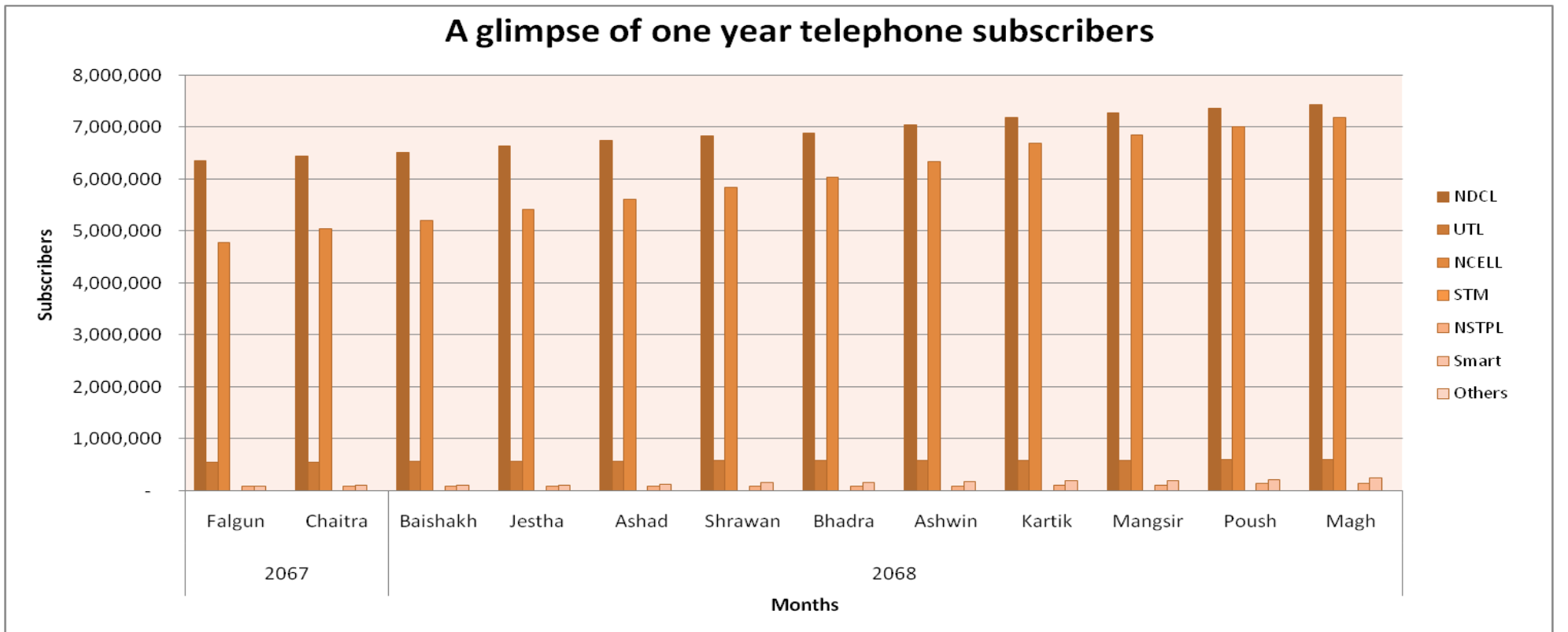


Growth Trend of Voice Telephone and Data Service Penetration



A glimpse of one year telephone subscribers

S.No.	Operators	2067		2068									
		Falgun	Chaitra	Baishakh	Jestha	Ashad	Shrawan	Bhadra	Ashwin	Kartik	Mangsir	Poush	Magh
1	NDCL	6,346,808	6,439,735	6,510,034	6,637,070	6,743,976	6,835,106	6,883,557	7,046,216	7,180,285	7,269,105	7,364,268	7,435,929
2	UTL	545,854	555,986	562,797	569,142	573,629	578,435	582,106	585,170	588,307	591,511	597,324	604,568
3	NCELL	4,785,715	5,036,722	5,207,239	5,421,414	5,619,224	5,846,365	6,032,938	6,334,011	6,686,871	6,851,561	7,008,777	7,178,008
4	STM	5,220	5,220	5,392	5,399	5,245	5,249	5,263	5,263	5,263	5,263	5,332	5,336
5	NSTPL	86,225	86,799	85,479	89,337	91,435	93,639	95,904	97,280	98,985	111,905	136,507	140,395
6	Smart	94,572	99,556	103,988	109,229	128,398	153,138	160,953	179,136	193,064	203,040	213,228	250,926
7	Others	1,742	1,742	1,742	1,742	1,742	1,742	1,742	1,742	1,742	1,742	1,742	1,742



1.4 Licence issued by NTA* (Existing as of Magh, 2068, 14 January, 2012)

S.No.	Name of the Services	Number of the licensee
1.	Basic Telecommunications	3
2.	Cellular Mobile	2
3.	Network Service Provider	8
4.	VSAT User	83
5.	Internet (With E-mail)	46
6.	GMPCS	3
7.	Rural Telecom	2
8.	Limited Mobility	108
9.	International Trunk Telephone	3
10.	Rural VSAT User	13
11.	Rural Internet Service Provider	6
	Total	277

* Year wise licensing activity of NTA is shown in Appendix-1

2. NTA Activities

2.1 Type Approval Certificate: N/A

2.2 Foreign Currency Recommendation : Recommendation for Payment of Bandwidth Cost: NTA, pursuant to section 35 of Telecommunication Act, 1997, recommended to MOIC to avail Foreign Exchange facility to the licensees for the payment of Bandwidth cost to an aggregated amount of NRs. **33,001,117.12** in the month of Magh.

Recommendation for Import of Telecommunications Equipment: During the month of Magh recommendation for the import of Telecommunications equipment amounting to a total of NRs. **49,825,544.00** had been made by NTA.

2.3 License Renewal:

S. No.	Name of Licensee	Service	Date (mm/dd/yy)
1.	United Telecom Limited, Putalisadak, Kathmandu (Parsa Dict.)	Limited Mobility	10/14/2068
2.	United Telecom Limited, Putalisadak, Kathmandu (Makawanpur)	Limited Mobility	10/14/2068

2.5 Human Resource and Capacity Building

a) National Training, Seminar, Study and Observation Tours/Visit: N/A

b) International Training, Seminar, Study and Observation Tours/Visit:

S.No.	Program	Date	Place	Participant's Name
1.	APT-ITU Asia Pacific centers at excellence Workshop.	2068/10/22 to 2068/10/26	Thailand	Binod Chandra Shrestha Suresh Basnet

3. NTA's Major Decisions during the month of Magh, 2068: N/A

4. List of the members of Nepal Telecommunications Authority

S.No.	Members Name	Designation	Date of Appointment
1.	Mr. Bhesh Raj Kanel	Chairman	2065/08/08
2.	Mr Tulsi Bhatta	Member	2064/04/07
3.	Mr. Girindra Raj Adhikari	Member	2065/09/23

For Details Contact :

Mr. Arjun Ghimire

Deputy Director

Mr. Sandip Adhikari

Assistant Director

Consumer and Economic Analysis Section

Bluestar Office Complex,

Tripureshwor, Kathmandu

Phone No.: +977-1-4101030-38 (Ext. 243, 224)

Fax No.: +977-1-4101034

E-mail: aghimire@nta.gov.np, sadhikari@nta.gov.np

URL: www.nta.gov.np

NTA Licensing Activity at a glance as of 15 July 2010 (End of Ashad 2067)

S. No.	Services	Fiscal Year												Existing	
		Till 056/57	057/58	058/59	059/60	060/61	061/62	062/63	063/64	064/65	065/66	066/67	Total		License Cancelled
1	Basic Telecommunication	0	1	0	1	0	0	0	0	1	0	0	3	0	3
2	GSM Mobile	1	0	0	0	0	1	0	0	0	0	0	2	0	2
3	Network Service Provider	6	1	3	0	1	0	0	2	1	0	1	15	7	8
4	VSAT User	16	8	11	15	20	6	41	7	0	6	22	152	54	98
5	Internet (with e-mail)	13	2	3	2	6	6	7	3	3	7	12	64	20	44
6	Radio Paging	6	2	0	0	0	0	0	0	0	0	0	8	8	0
7	Fax Mail	4	2	0	0	0	0	0	0	0	0	0	6	6	0
8	Video Conferencing	1	0	0	0	0	0	0	0	0	0	0	1	1	0
9	GMPCS	0	0	0	2	0	0	0	1	0	0	0	3	0	3
10	Rural Telecom	0	0	0	0	1	0	0	0	1	0	0	2	0	2
11	Limited Mobility	0	0	0	0	0	0	2	4	4	3	35	48	0	48
12	Int. Trunk Telephone	0	0	0	0	0	0	0	0	2	0	0	2	0	2
13	Rural VSAT User	0	0	0	0	0	0	0	0	1	2	5	8	0	8
14	Rural ISP	0	0	0	0	0	0	0	0	0	1	5	6	0	6
Total		47	16	17	20	28	13	50	17	13	19	80	320	96	224

Source: NTA License Section

A Glimpse of Subscriber's of Internet Service as on Magh, 2068

S.No.	Company Name	Dialup (PSTN +ISDN)	Wireless Modem, Optical Fiber Ethernet	Cable Modem, Cable etc.	Total
1	STM Telecom Sanchar Pvt.Ltd., Baluwatar, Kathmandu	-	126	-	126
2	Sustainable Network Pvt.Ltd. Pulchok, Lalitpur	-	107	-	107
3	Cherry World Communication P.Ltd., New Baneshwor, Kathmandu*	-	162	18	180
4	Subisu Cablenet Pvt. Ltd. Baluwatar, Kathmandu*	-	1,234	5,418	6,652
5	Fiber Online Pvt. Ltd., Jawalakhel, Lalitpur*	-	-	474	474
6	Everest Net (Pvt) Ltd. Jawalakhel, Lalitpur*	1,370	-	-	1,370
7	Namche Networks Pvt. Ltd.*	-	20	6	26
8	Pokhara Internet Pvt. Ltd., Pokhara, Kaski*	-	-	15	15
9	Broadlink Network & Communication Pvt.Ltd., Kathmandu*	-	18,623	-	18,623
10	WorldLink Communications (Pvt.) Ltd. Jawalakhel, Lalitpur*	3,495	7,605	8,350	19,450
11	Surfin Pvt.Ltd., Putalisadak, Kathmandu*	-	34	-	34
12	Iplus Pvt. Ltd, Lazimpat*	-	-	76	76
13	Classic Tech Pvt. Ltd., Baneshwor, Kathmandu	-	243	31	274
14	Square Networks Pvt. Ltd.*	-	15	3	18
15	Mitra Networkr Pvt.Ltd. Manbhawan, Lalitpur*	-	10	65	75
16	Japan Nepal Information Communication Technology, Kalikasthan*	152	-	-	152
17	Himalayan Online Services (Pvt) Ltd. DurbarMarg, Kathmandu*	-	266	653	919
18	Vianet communicatuians Pvt. Ltd., Sidhibhawan, Kathmandu	400	528	253	1,181
19	Eastlink Technology Pvt. Ltd., Tripureshwor, Kathmandu	-	237	3	240
20	Health Net Nepal, Jaya Bageswori, Kathmandu*	-	-	24	24
21	Mercantile Communication (Pvt). Ltd. DurbarMarg, Kathmandu*	8,725	385	395	9,505

22	Allied Net Link Technologies Pvt. Ltd., Marajgunj, Kathmandu*	-	57	-	57
23	Satelink Nepal Pvt.Ltd., Maharajgunj, Kathmandu*	-	19	70	89
24	Net Max Technologies P. Ltd, Anamnagar, Kathmandu*	-	62	43	105
25	Zentech International	-	139	-	139
26	Eastern Networks Pvt. Ltd., Naxal, Kathmandu	-	-	206	206
27	Web Surfer Nepal Company. System Pvt. Ltd. Naxal, Kathmandu	46	1728	733	2,507
28	Radius Communication Pvt.Ltd., Putalisadak, Kathmandu*	-	-	136	136
29	Netplus Technology Pvt.Ltd*	-	36	136	172
Total		14,188	31,636	17,108	62,932

* Those ISP who don't submit the data for the month of Magh.