

# **Nepal Telecommunications Authority**

## **MIS Report**

**Magh, 2075 (15 January, 2019 – 12 February, 2019)**

**P.O. Box No. 9754  
Kamaladi, Kathmandu  
Phone No.: +977-1-4254681  
Fax No.: +977-1-4255250  
E-mail: ntra@nta.gov.np, info@nta.gov.np  
URL: www.nta.gov.np**

**Published on  
Chaitra, 2075 (March, 2019)**

## 1. Telecom Statistics :- Data of Magh, 2075 (15January, 2019)

### 1.1 Subscription of Voice Telephony Service :-

Services Operators	Fixed			Mobile		Others	Total
	PSTN	WLL	VSAT	GSM	CDMA	GMPCS	
NDCL	675,952	119,851	581	18,862,614	1,619,169	-	21,278,167
UTL*	-	-	-	-	-	-	-
NCELL	-	-	-	16,395,946	-	-	16,395,946
NSTPL*	-	2,984	-	325,554	-	-	328,538
STPL	-	-	-	1,975,168	-	-	1,975,168
Others	-	-	-	-	-	1,742	1,742
Total	675,952	122835	581	37559282	1,619,169	1,742	39,979561
	799368			39178451		1,742	
<b>Services</b>						<b>Subscription (%)</b>	
Fixed						2.71	
Mobile						132.74	
Others ( GMPCS)						0.01	
<b>Total</b>						<b>135.46</b>	

Population Projection (2011-2031) 29514745 (Source: cbs.gov.np)

### 1.2 Broadband Service

Services		Subscribers					Total
		NDCL	UTL*	NCELL	STPL	ISPs	
Fixed Broadband (Wired)	ADSL #	1,020,164	-	-	-	-	1,020,164
	Cable/FTTH #	8,872	-	-	-	2474111	2,482,983
	Internet Lease Line	762					762
Fixed Broadband (Wireless)	Radio(Wi-Fi) #					274842	274,842
	WiMAX #	86,781	-		-		86,781
Mobile Broadband	3G	6,133,891		4,576,256			10,710,147
	4G	711,157	-	1,672,891	119,680	-	2,503,728
	EVDO	136,573	-				136,573
<b>Total</b>		<b>8,098200</b>	-	6,249,147	119,680	2748953	17,215,980
<b>Services</b>						<b>Subscription (%)</b>	
Fixed Broadband (Wired) #						11.96	
Fixed Broadband (Wireless) #						1.23	
Mobile Broadband						45.58	
<b>Total Broadband (%)</b>						<b>58.77</b>	

**Note:** Data/Internet Service through GPRS Service is excluded in Broadband subscription

# 1 Connection equal to 4.88 subscribers for fixed broadband (Source : cbs.gov.np)

\* Data for the month of Magh not received

FTTH- Fibre to the Home

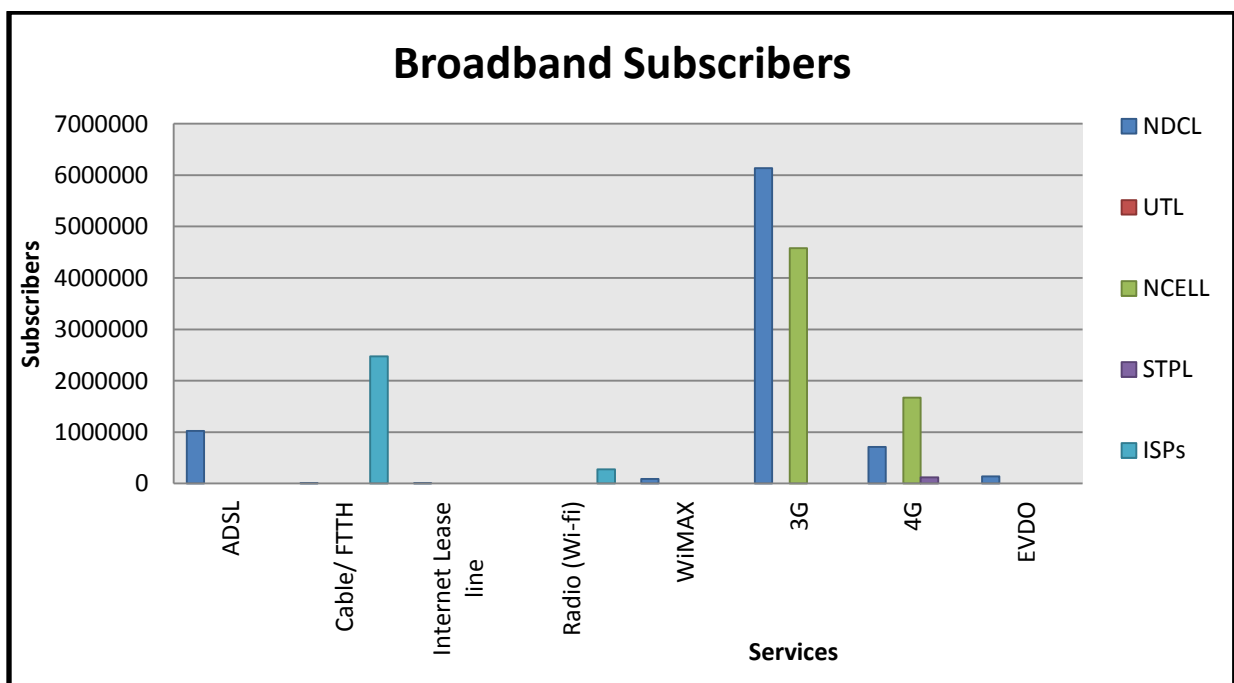
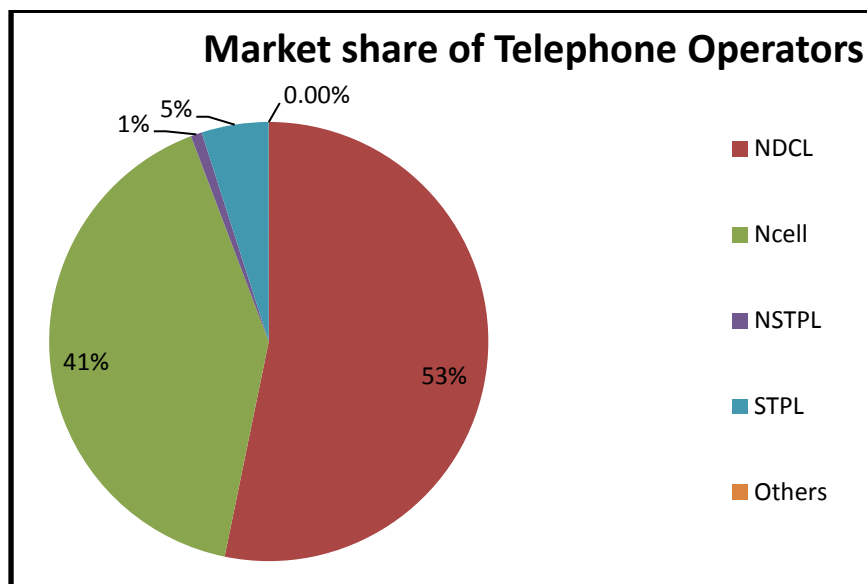
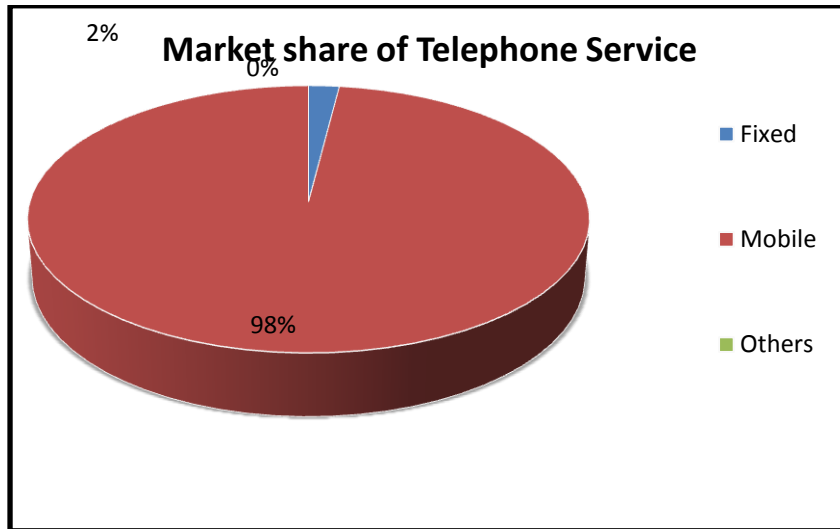
NDCL- Nepal Doorsanchar Company limited

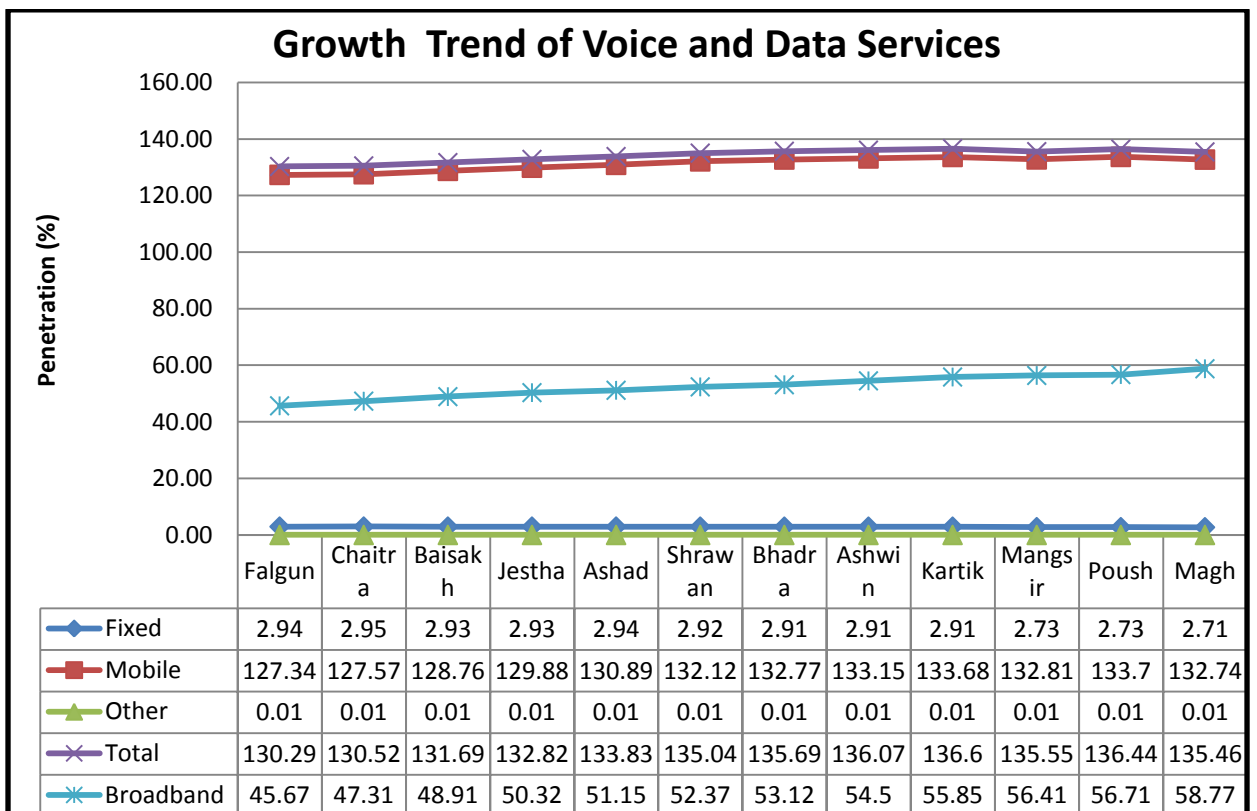
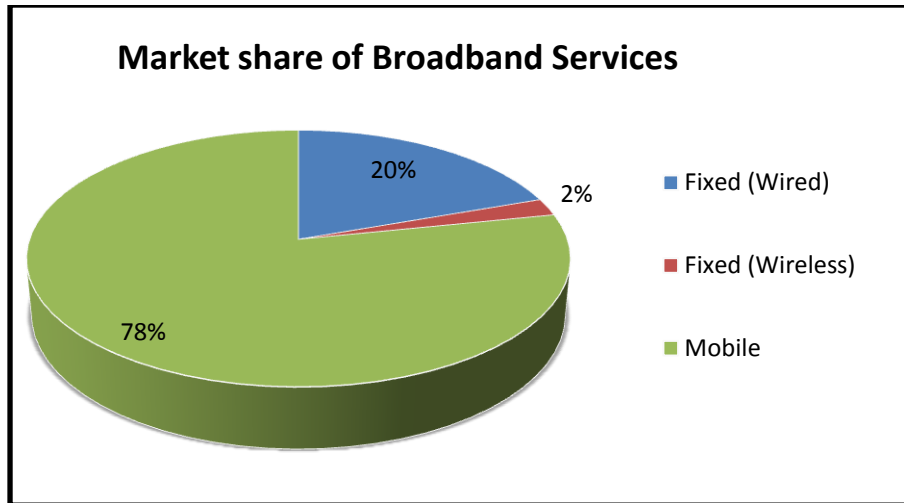
UTL- United Telecom Limited

NCell- Ncell Pvt.Ltd.

NSTPL- Nepal Satellite Telecom Pvt.Ltd

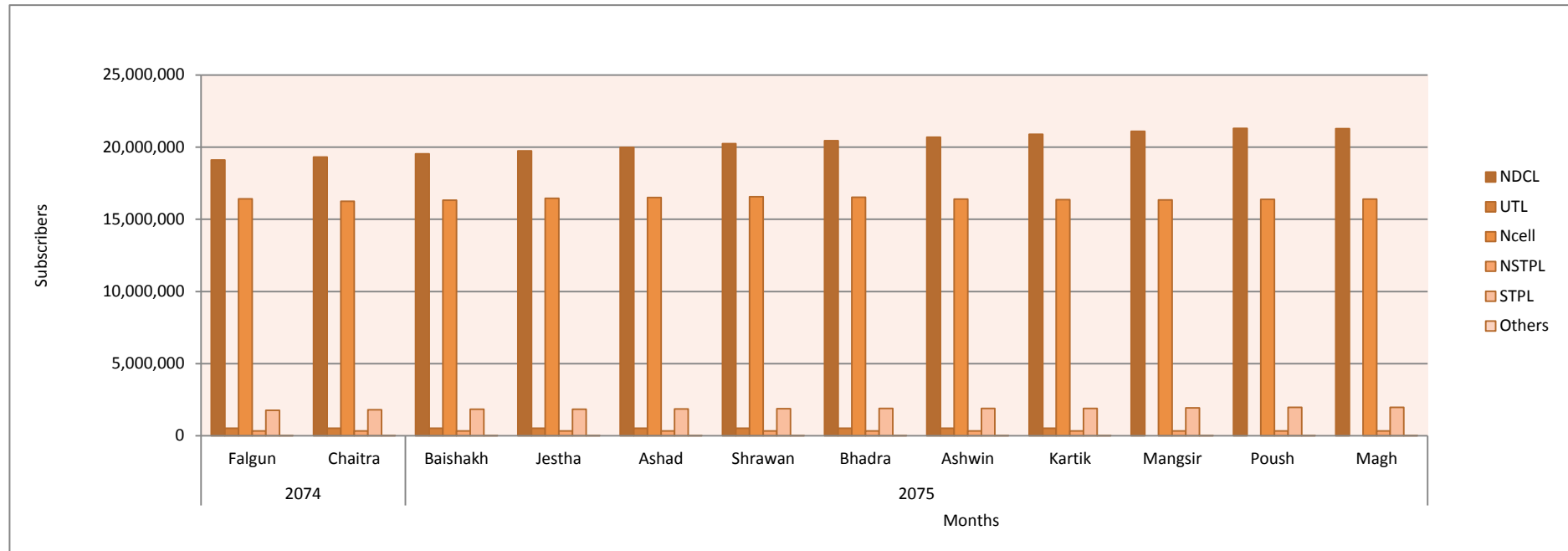
STPL- Smart Telecom Pvt.Ltd





## Glimpse of telephone subscribers in one year

S.No.	Operators	2074		2075									
		Falgun	Chaitra	Baishakh	Jestha	Ashad	Shrawan	Bhadra	Ashwin	Kartik	Mangsir	Poush	Magh
1	<b>NDCL</b>	19,113,776	19,322,844	19,542,620	19,747,434	19,980,520	20,250,916	20,455,618	20,692,554	20,895,107	21,098,085	21,294,789	21,278,167
2	<b>UTL</b>	526,873	526,873	526,874	526,874	526,874	526,874	526,874	526,874	526,874			
3	<b>Ncell</b>	16,424,202	16,250,839	16,331,372	16,452,110	16,513,859	16,568,435	16,534,164	16,403,882	16,354,006	16,341,558	16,376,908	16,395,946
5	<b>NSTPL</b>	328,538	328,538	328,538	328,538	328,538	328,538	328,538	328,538	328,538	328,538	328,538	328,538
6	<b>STPL</b>	1,765,011	1,800,317	1,843,968	1,849,768	1,851,021	1,879,951	1,898,392	1,903,258	1,905,335	1,935,750	1,963,666	1,975,168
7	<b>Others</b>	1,742	1,742	1,742	1,742	1,742	1,742	1,742	1,742	1,742	1,742	1,742	1,742



### 1.3 License issued as of Magh, 2075 (15 January, 2019)

S. No.	Name of the Services	Number of the licensee
1.	Basic Telecommunications Service	2
2.	Basic Telephone Service	2
3.	GSM Cellular Mobile Service	2
4.	Network Service Provider	15
5.	VSAT Users	8
6.	Internet (With E-mail) Service	101
7.	GMPCS Service	2
8.	Rural Telecom Service	1
9.	Limited Mobility Service	7
10.	International Trunk Telephone Service	1
11.	VSAT Users (Rural Area)	10
12.	Internet (With Email) Service in Rural Area	3
13.	Pre-Paid Calling Card Service	1
	<b>Total</b>	<b>155</b>

\* Year wise licensing activity of NTA is shown in Appendix-1

## 2. NTA Activities

### 2.1.Type Approval Certificate:

List of type approval certificates issued in the month of Magh, 2075

S. No.	Type of Device	Type of certificate	Number
1.	Short Range Device	Provisional	19
		Periodic permanent	6
2.	GSM Mobile Handset	Provisional	23
		Periodic permanent	16
3.	GSM Device	Provisional	1

**2.2.Foreign Currency Recommendation:** NTA recommended foreign currency equivalent to NRs. 107,221,989.48 (Approx.) for the payment of Bandwidth & other service Charges of different Telecom operators, during the month of Magh 2075

**2.3.Recommendation for import of Telecommunications Equipment :-** NTA recommended foreign currency equivalent to NRs. 992,553,706.44 (Approx.) for the payment of Telecommunication equivalent Of different Telecom operators, during the month of Magh, 2075

### 2.4.Issuance of License in Magh, 2075 :-

1	Clean Network Pvt. Ltd., Lahan Municipality-6, Siraha.	Internet/Email
2	Bashistha Keval Net Pvt. Ltd., Sundar Haraichha Municipality -12, Morang.	Internet/Email
3	Info Net Technology Pvt. Ltd., Biratnagar Merto Politan city-7, Morang.	Internet/Email

2.5.Renewal of License during Magh, 2075 :- N/A

2.6.Cancellation of License During Magh 2075 :-N/A

3. Human Resource and Capacity Building: -

3.1. International Training, Seminar, Study and Observation Tours/Visit :- N/A

3.2.National Training, Seminar, Study and Observation Tours/Visit:

S.N.	Date	Participann's Name	Program	Place
1	2075/10/1 2075/10/11	Dinesh Mainali Deputy Director Pabitra Mani Dahal Assistan Director Shankar Prasad Sharma Assistant Director Nirajan Koirala Assistant Director	QOS Drive Test	Pokhara, Syangja and Baglung

3.4 List of the members of Nepal Telecommunications Authority

S.N	Members Name	Designation	Date of Appointment
1.	Mr.Purushottam Khanal	Acting Chairman	2075/10/25
2.	Mr. Chudamani Chaulagai	Member	2074/02/19
3.	Mr. Teknath Acharya	Member	2074/02/19
4.	Mr. Hem Kumar Shrestha	Member	2074/09/28
5.	Mr. Rammani Duwadi	Member	2075/02/31

**For Details Contact:**

**Economic Analysis and Consumer Protection Section**

**Nepal Telecommunications Authority**

**Kamaladi, Kathmandu**

**Phone No.: +977-1-4254681 (Ext. 239)**

**Fax No.: +977-1-4255250**

**E-mail: [info@nta.gov.np](mailto:info@nta.gov.np), [ntra@nta.gov.np](mailto:ntra@nta.gov.np)**

Appendix-I

NTA Licensing Activity at a glance as of 16 July 2018 (End of Ashad 2075)

S. No.	Services	Fiscal Year																			Total no. of License	License Cancelled	Existing no. of License
		56/57	57/58	58/59	59/60	60/61	61/62	62/63	63/64	64/65	65/66	66/67	67/68	68/69	69/70	70/71	71/72	72/73	73/74	74/75			
1	Basic Telecommunication	0	1	0	1	0	0	0	0	1	0	0	0	0	0	0	0	0	0	0	3	1	2
2	Basic Telephone Service	0	0	0	0	0	0	0	0	0	0	0	0	0	1	0	0	0	1	0	2	0	2
3	GSM Mobile	1	0	0	0	0	1	0	0	0	0	0	0	0	0	0	0	0	0	0	2	0	2
4	Network Service Provider	6	1	3	0	1	0	0	2	1	0	1	0	0	0	2	1	0	3	2	23	8	15
5	Pre-Paid Calling Card	0	0	0	0	0	0	0	0	0	0	0	0	0	1	0	0	0	0	0	1	1	0
6	VSAT User	16	8	11	15	20	6	41	7	0	6	22	0	5	0	0	0	0	0	157	149	8	
7	Internet (with e-mail)	13	2	3	2	6	6	7	3	3	7	12	5	1	0	5	3	7	23	26	134	38	96
8	Radio Paging	6	2	0	0	0	0	0	0	0	0	0	0	0	0	0	0	0	0	8	8	0	
9	Fax Mail	4	2	0	0	0	0	0	0	0	0	0	0	0	0	0	0	0	0	6	6	0	
10	Video Conferencing	1	0	0	0	0	0	0	0	0	0	0	0	0	0	0	0	0	0	1	1	0	
11	GMPCS	0	0	0	2	0	0	0	1	0	0	0	0	0	0	0	0	0	0	3	1	2	
12	Rural Telecom	0	0	0	0	1	0	0	0	1	0	0	0	0	0	0	0	0	0	2	1	1	
13	Limited Mobility	0	0	0	0	0	0	2	4	4	3	35	61	0	0	0	0	0	0	109	102	7	
14	Int. Trunk Telephone	0	0	0	0	0	0	0	0	2	0	0	1	1	0	0	0	0	0	4	3	1	
15	Rural VSAT User	0	0	0	0	0	0	0	0	1	2	5	3	5	0	0	1	0	3	1	21	12	9
16	Rural ISP	0	0	0	0	0	0	0	0	0	1	5	0	0	0	2	1	2	0	0	11	6	5
<b>Total</b>		<b>47</b>	<b>16</b>	<b>17</b>	<b>20</b>	<b>28</b>	<b>13</b>	<b>50</b>	<b>17</b>	<b>13</b>	<b>19</b>	<b>80</b>	<b>70</b>	<b>12</b>	<b>2</b>	<b>9</b>	<b>6</b>	<b>9</b>	<b>30</b>	<b>29</b>	<b>487</b>	<b>337</b>	<b>150</b>



## Internet Subscribers of Service as of Magh, 2075

S.No.	Company Name	Wireless	Cable	Fiber	Total
1	Mercantile Communication (Pvt). Ltd. DurbarMarg, Kathmandu*	550		825	1375
2	WorldLink Communications (Pvt.) Ltd. Jawalakhel, Lalitpur	4252	548	267,788	272588
3	Himalayan Online Services (Pvt) Ltd. DurbarMarg, Kathmandu*	165	0	5,578	5743
4	Vianet communicatuins Pvt. Ltd., Jawalakhel, Lalaitpur			64,402	64402
5	Web Surfer Nepal Communication. System Pvt. Ltd.,Tinkune Kathmandu	4405	1270	9696	15371
6	Subisu Cablenet Pvt.Ltd. Baluwatar, Kathmandu	9,312	29,875	27686	66873
7	Japan Nepal Information Communication Technology, Kalikasthan*	207		123	330
8	Broadlink Network & Communication Pvt.Ltd., Kathmandu*	23,624		3,405	27029
9	Sustainable Network Pvt.Ltd. Pulchok, Lalitpur	161	4	2	167
10	Nepal Net Sanchar, Biratnagar *	62	0	21	83
11	Eastern Networks Pvt. Ltd., Naxal, Kathmandu*		206	0	206
12	Net Max Technologies P. Ltd, Anamnagar, Kathmandu*	3,852	133	1,538	5523
13	Fiber Online Pvt. Ltd., Jawalakhel, Lalitpur*		474	0	474
14	Pokhara Internet Pvt. Ltd., Pokhara, Kaski*	1,156		1,846	3002
15	Cherry World Communications Pvt.Ltd*	75		1,447	1522
16	Classic Tech Pvt. Ltd., Baneshwor, Kathamandu*	3,461		40,732	44193
17	Eastlink Technology Pvt. Ltd., Tripureshwor, Kathamandu			4221	4221
18	TechMinds Network Pvt.Ltd., Narayangarh, Chitwan	3,147		24,870	28017
19	Barahi Internet Techanologies p. Ltd., Srijana Chowk -8, Pokhara	193		1,509	1702
20	IBSS Nepal Pvt. Ltd., Sinamangal, Kathmandu *	350		759	1109
21	Arrownet Pvt. Ltd. , Tripureshwor, Kathmandu	165		8922	9087
22.	Shikhar Net Pvt. Ltd., ,Dhanagadhi, Kailali *	30		0	30
23.	VNS Technology PVT LTD Dhanushak *	39		35	74
24	Unified Communication Pvt.Ltd*	11		31	42

25	I.Zone Pvt.Ltd*	246	1,066		1312
26.	SKY cable TV PVT LTD*		5,604		5604
27	Hawk Net Pvt.Ltd	3	8	77	88
28.	First Link	26		530	556
29	BroaBand Solutions Pvt.Ltd*	30		68	98
30.	Galkot Link Pvt. Ltd.*	100	0	200	300
31.	Gandaki Communication*	205		82	287
32	Big Marshyangdi Net Pvt.Ltd*	95		20	115
33	Simrik Internet Pvt.Ltd*	126	2	48	176
34	Acmy Technical Institute*	245		1230	1475
35	Earthlink Communication Enterprise Pvt.Ltd*	27		109	136
	<b>Total</b>	<b>56320</b>	<b>39190</b>	<b>467800</b>	<b>563310</b>