

Nepal Telecommunications Authority

MIS Report

Bhadra, 2076 (18 Aug , 2019 – 17 Sep, 2019)

**P.O. Box No. 9754
Kamaladi, Kathmandu
Phone No.: +977-1-4254681
Fax No.: +977-1-4255250
E-mail: ntra@nta.gov.np, info@nta.gov.np
URL: www.nta.gov.np**

**Published on
Mangsir, 2076 (December, 2019)**

1. Telecom Statistics :- Data of Bhadra, 2076 (18 August, 2019)

1.1 Subscription of Voice Telephony Service :-

Service Operator	Fixed			Mobile		Others	Total
	PSTN	WLL	VSAT	GSM	CDMA	GMPCS	
NDCL	678,015	119,262	581	20,704,768	1,667,036	-	23,169,662
UTL	-	-	-	-	-	-	-
NCELL	-	-	-	16,668,860	-	-	16,668,860
NSTPL	-	-	-	-	-	-	-
STPL	-	-	-	2,073,397	-	-	2,073,397
Others	-	-	-	-	-	1,742	1,742
Total	678,015	119,262	581	39,447,025	1,667,036	1,742	41,913,661
	797,858			41,114,061		1,742	
Services							
Fixed							2.70
Mobile							139.30
Others (GMPCS)							0.01
Total							142.01

Population Projection (2011-2031) 29,514,745 (Source : cbs.gov.np)

1.2 Broadband Service

Services		Subscribers					Total
		NDCL	UTL*	NCELL	STPL	ISPs	
Fixed Broadband (Wired)	ADSL #	1,016,583	-	-	-	-	1,016,583
	Cable/ FTTH #	44,760	-	-	-	3,075,737	3,120,497
	Internet Lease Line	970					970
Fixed Broadband (Wireless)	Radio(Wi-Fi) #					149,830	149,830
	Wi MAX #	89,090	-		-		89,090
Mobile Broadband	3G	7,782,797		2,888,908			10,671,705
	4G	834,995	-	3,292,993	227,637	-	4,355,625
	EVDO	136,573	-				136,573
Total		9,905,768	-	6,181,901	227,637	3,225,558	19,540,873
Services						Subscription (%)	
Fixed Broadband (Wired) #						14.02	
Fixed Broadband (Wireless) #						0.81	
Mobile Broadband						51.38	
Total Broadband (%)						66.21	

Note: Data/Internet Service through GPRS Service is excluded in Broadband subscription

1 Connection equal to 4.88 subscribers for fixed broadband (Source : cbs.gov.np)

* Data for the month of Bhadra not received

FTTH- Fibre to the Home

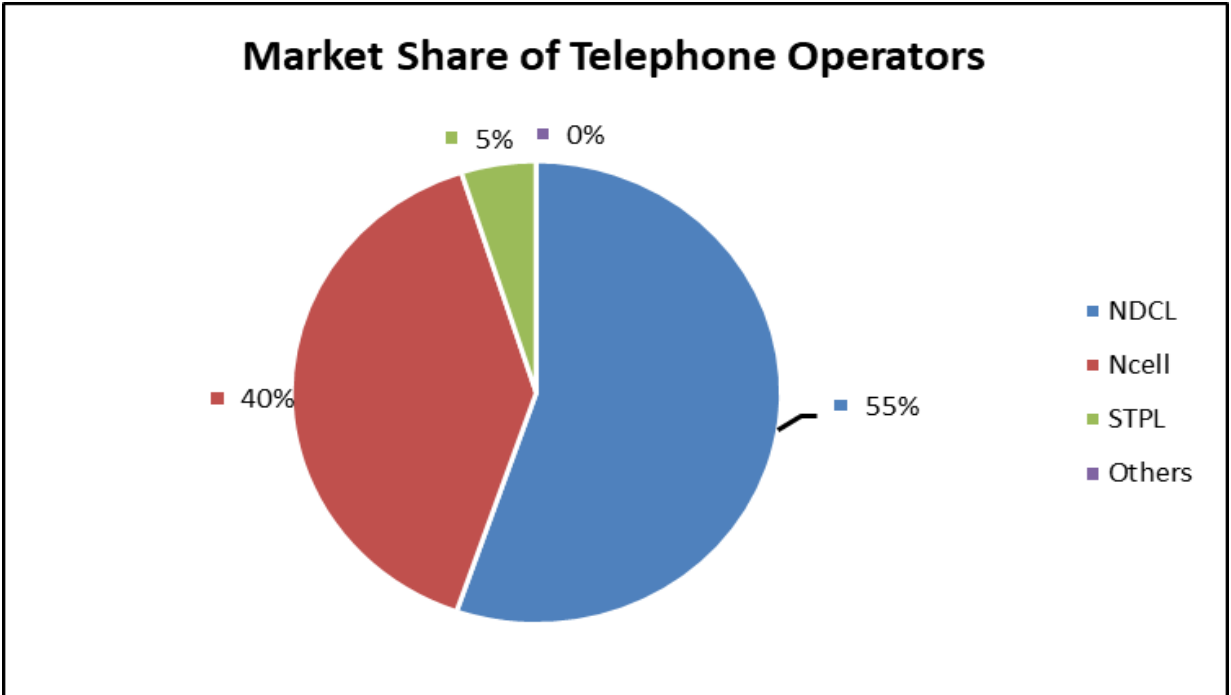
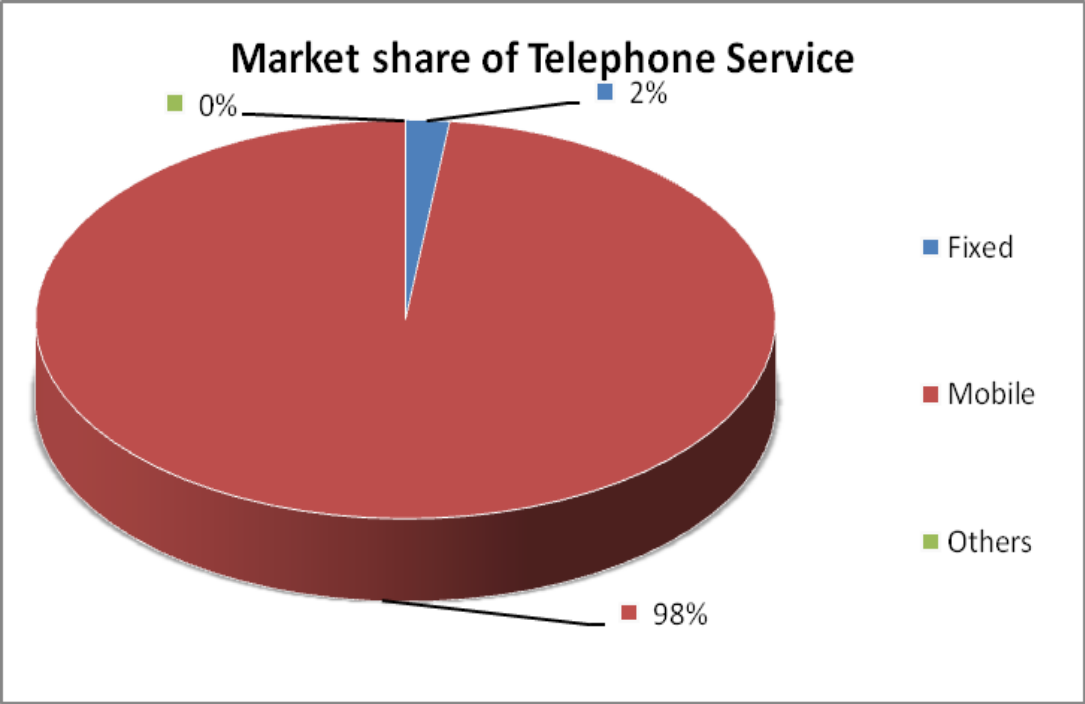
NDCL- Nepal Doorsanchar Company limited

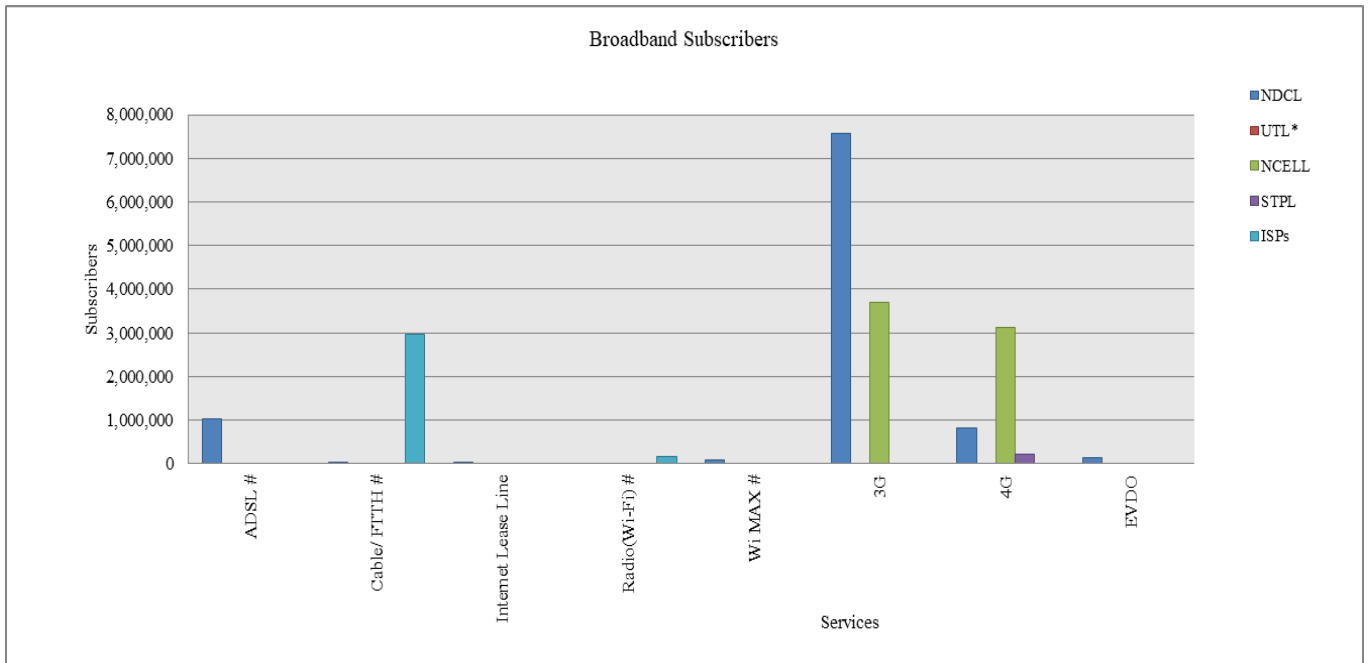
UTL- United Telecom Limited

NCELL- Ncell Pvt.Ltd.

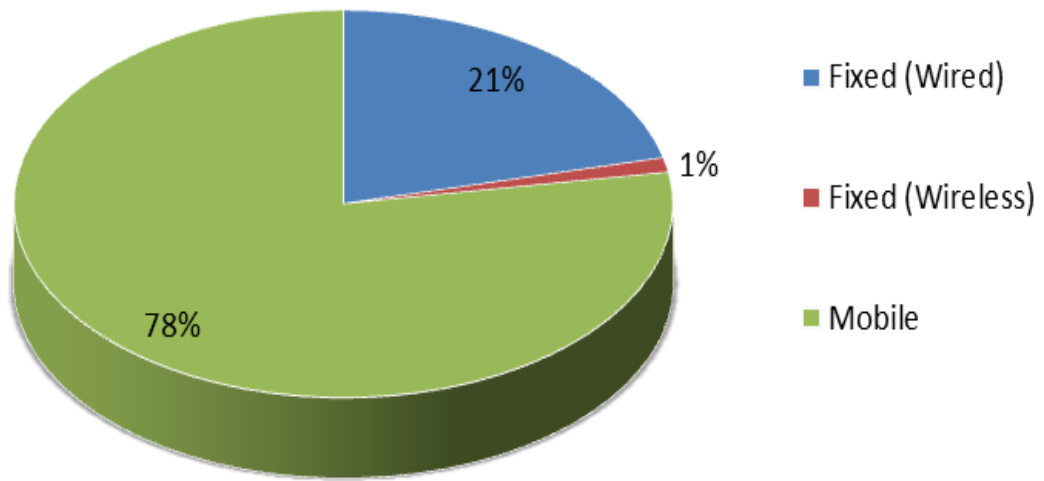
NSTPL- Nepal Satellite Telecom Pvt.Ltd

STPL- Smart Telecom Pvt.Ltd

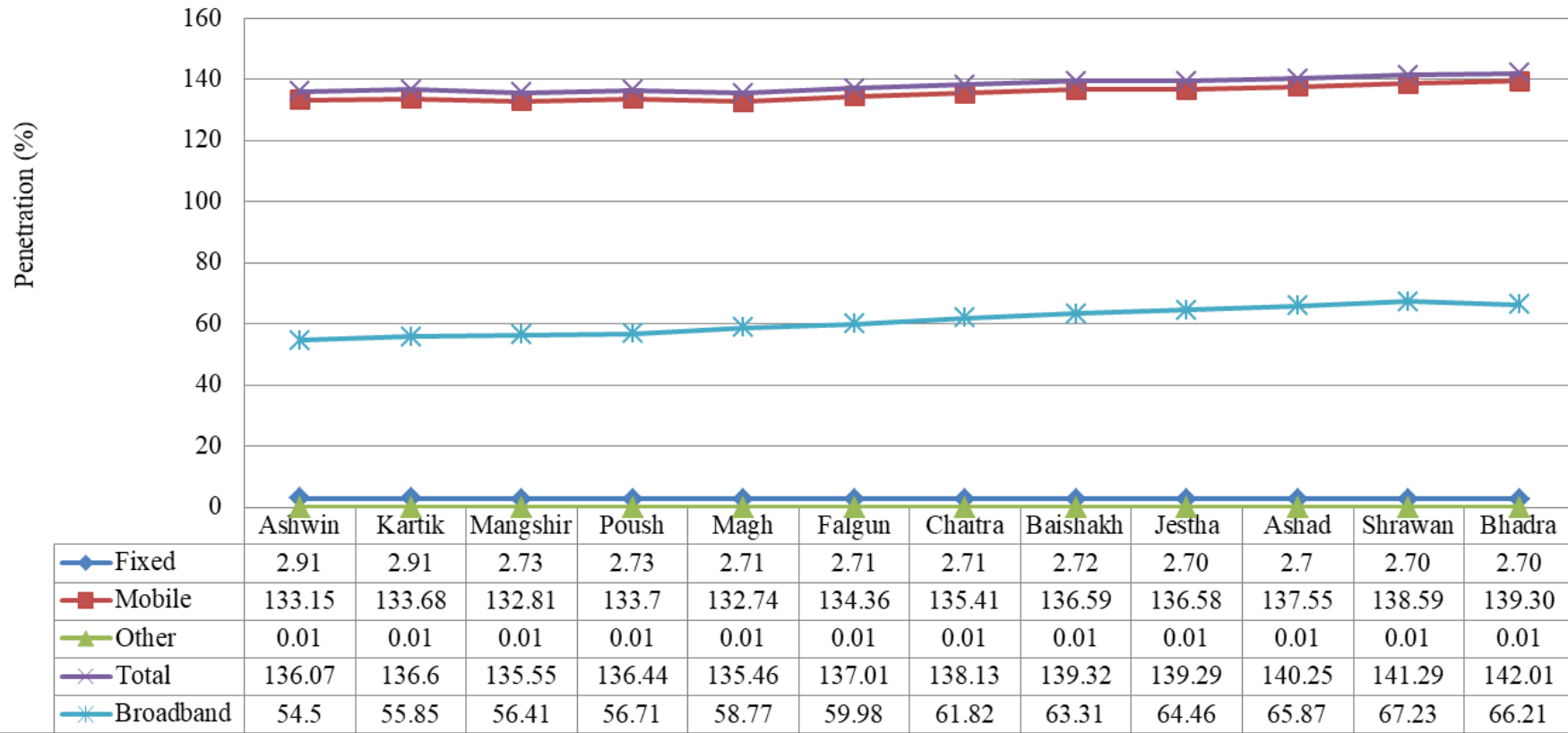




Market share of Broadband Services

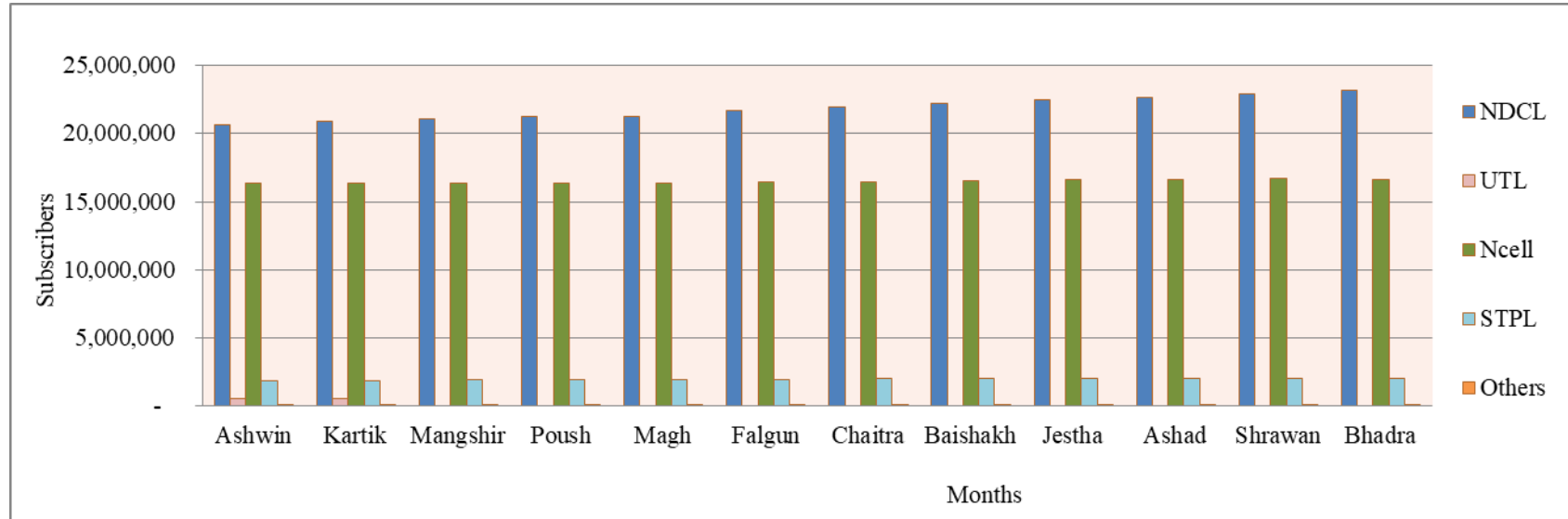


Growth Trend of Voice and Data Services



Glimpse of telephone subscribers in one year

S.No.	Operators	2075							2076				
		Ashwin	Kartik	Mangshir	Poush	Magh	Falgun	Chaitra	Baishakh	Jestha	Ashad	Shrawan	Bhadra
1	NDCL	20,692,554	20,895,107	21,098,085	21,294,789	21,278,167	21,705,374	21,945,807	22,207,809	22,464,465	22,696,248	22,940,593	23,169,662
2	UTL	526,874	526,874										
3	Ncell	16,403,882	16,354,006	16,341,558	16,376,908	16,395,946	16,427,047	16,489,945	16,549,592	16,594,488	16,637,038	16,690,988	16,668,860
4	NSTPL	328,538	328,538	328,538	328,538	328,538	328,538	328,538					
5	STPL	1,903,258	1,905,335	1,935,750	1,963,666	1,975,168	1,994,730	2,002,978	2,030,055	2,049,485	2,060,696	2,068,097	2,073,397
6	Others	1,742	1,742	1,742	1,742	1,742	1,742	1,742	1,742	1,742	1,742	1,742	1,742



1.3 License issued as of Bhadra, 2076 (18 August, 2019)

S. No.	Name of the Services	Number of the licensee
1.	Basic Telecommunications Service	1
2.	Basic Telephone Service	2
3.	GSM Cellular Mobile Service	2
4.	Network Service Provider	14
5.	VSAT Users	8
6.	Internet (With E-mail) Service	115
7.	GMPCS Service	2
8.	Rural Telecom Service	1
9.	Limited Mobility Service	7
10.	International Trunk Telephone Service	1
11.	VSAT Users (Rural Area)	26
12.	Internet (With Email) Service in Rural Area	3
	Total	182

* Year wise licensing activity of NTA is shown in Appendix-1

2. NTA Activities

2.1.Type Approval Certificate:

List of type approval certificates issued in the month of Bhadra, 2076

S. No.	Type of Device	Type of certificate	Number
1.	Short Range Device	Provisional	15
		Periodic permanent	8
2.	GSM Mobile Handset	Provisional	46
		Periodic permanent	10
3.	Tablet	Provisional	3

2.2. Foreign Currency Recommendation: NTA recommended foreign currency equivalent to NRs. 143,943,170.12 (Approx.) for the payment of Bandwidth & other service Charges of different Telecom operators, during the month of Bhadra, 2076.

2.3. Recommendation for import of Telecommunications Equipment: - NTA recommended foreign currency equivalent to NRs.1, 879,864.56 (Approx.) for the payment of Telecommunication equivalent of different Telecom operators, during the month of Bhadra, 2076.

2.4. Issuance of License in Bhadra, 2076 :-

1	Pals Network Pvt.Ltd. Butwal Sub Metropolitan city -11, Rupandehi	Internet/Email
2	Life Net Pvt.Ltd. Birendranagar Municipality 06, Surkhet	Internet/Email

2.5.Renewal of License during Bhadra, 2076 :-

1	Net Max Technologies Pvt.Ltd, Anamnagar,Kathmandu	Internet/Email
2	Mercantile Communications Pvt.Ltd. Durbarmarga, Kathmandu	Network Service provider
3	World Link Communications Pvt.Ltd Jawalakhel, Lalitpur	Network Service provider
4	Ncell.Pvt.Ltd Nakkhu, Lalitpur	GSM Cellular Mobile

2.6 Cancellation of License during Bhadra, 2076: N/A

1	Nepal Satellite Telecom Pvt.Ltd New Baneshwor, Kathmandu	As per NTA decision date 2076/04/17
---	--	-------------------------------------

3. Human Resource and Capacity Building:

3.1 International Training, Seminar, Study and Observation Tours/Visit:

Date	Participants Name	Program	Place
2076/05/10 to 2076/05/13	Purushottam Khanal Chaiman Deepesh Acharya Director Sandip Adhikari Deputy Director	To participate In SATRC-20	Bhutan
2076/05/15 to 2076/05/21	Amabr Sthapit Director Nirajan Koirala assistant Director Bheshraj Pokhrel Assistant	Regulatory Round Table	Thailand

3.2 National Training, Seminar, Study and Observation Tours/Visit: N/A

3.3List of the members of Nepal Telecommunications Authority

S.N	Members Name	Designation	Date of Appointment
1.	Mr.Purushottam Khanal	Chairman	2076/04/06
2.	Mr. Chudamani Chaulagai	Member	2074/02/19
3.	Mr. Teknath Acharya	Member	2074/02/19
4.	Mr. Hem Kumar Shrestha	Member	2074/09/28
5.	Mr. Rammani Duwadi	Member	2075/02/31

For Details Contact:

Economic Analysis Section

Nepal Telecommunications Authority

Kamaladi, Kathmandu

Phone No.: +977-1-4254681 (Ext. 239)

Fax No.: +977-1-4255250

E-mail: info@nta.gov.np, nta@nta.gov.np

Appendix-I

NTA Licensing Activity at a glance as of 16 July 2019 (End of Ashad 2076)

S. N.	Services	Fiscal Year																				Total no. of License	License Cancelled	Existing no. of License
		56/57	57/58	58/59	59/60	60/61	61/62	62/63	63/64	64/65	65/66	66/67	67/68	68/69	69/70	70/71	71/72	72/73	73/74	74/75	75/76			
1	Basic Telecommunication	0	1	0	1	0	0	0	0	1	0	0	0	0	0	0	0	0	0	0	0	3	1	2
2	Basic Telephone Service	0	0	0	0	0	0	0	0	0	0	0	0	0	1	0	0	0	1	0	0	2	0	2
3	GSM Mobile	1	0	0	0	0	1	0	0	0	0	0	0	0	0	0	0	0	0	0	0	2	0	2
4	Network Service Provider	6	1	3	0	1	0	0	2	1	0	1	0	0	0	2	1	0	3	2	0	23	9	14
5	Pre-Paid Calling Card	0	0	0	0	0	0	0	0	0	0	0	0	0	1	0	0	0	0	0	0	1	1	0
6	VSAT User	16	8	11	15	20	6	41	7	0	6	22	0	5	0	0	0	0	0	0	0	157	149	8
7	Internet (with e-mail)	13	2	3	2	6	6	7	3	3	7	12	5	1	0	5	3	7	23	26	20	154	43	111
8	Radio Paging	6	2	0	0	0	0	0	0	0	0	0	0	0	0	0	0	0	0	0	0	8	8	0
9	Fax Mail	4	2	0	0	0	0	0	0	0	0	0	0	0	0	0	0	0	0	0	0	6	6	0
10	Video Conferencing	1	0	0	0	0	0	0	0	0	0	0	0	0	0	0	0	0	0	0	0	1	1	0
11	GMPCS	0	0	0	2	0	0	0	1	0	0	0	0	0	0	0	0	0	0	0	0	3	1	2
12	Rural Telecom	0	0	0	0	1	0	0	0	1	0	0	0	0	0	0	0	0	0	0	0	2	1	1
13	Limited Mobility	0	0	0	0	0	0	2	4	4	3	35	61	0	0	0	0	0	0	0	109	102	7	
14	Int. Trunk Telephone	0	0	0	0	0	0	0	0	2	0	0	1	1	0	0	0	0	0	0	0	4	3	1
15	Rural VSAT User	0	0	0	0	0	0	0	0	1	2	5	3	5	0	0	1	0	3	1	15	36	12	24
16	Rural ISP	0	0	0	0	0	0	0	0	0	1	5	0	0	0	2	1	2	0	0	0	11	8	3
Total		47	16	17	20	28	13	50	17	13	19	80	70	12	2	9	6	9	30	29	35	522	345	177

Appendix-2 Internet Subscribers of Service as of Bhadra, 2076

S.No.	Company Name	Wireless	Cable	Fiber	Total
1	Mercantile Communication (Pvt). Ltd. DurbarMarg, Kathmandu*	553		818	1,371
2	WorldLink Communications (Pvt.) Ltd. Jawalakhel, Lalitpur	3,253	622	324,309	328,184
3	Himalayan Online Services (Pvt) Ltd. DurbarMarg, Kathmandu*	110		5,942	6,052
4	Nepal Doorsanchar Company Limited	18,256	208,316	9,172	235,744
5	Vianet communications Pvt. Ltd., Jawalakhel, Lalitpur*			73,902	73,902
6	Web Surfer Nepal Communication. System Pvt. Ltd.,Tinkune Kathmandu	3,912	108	14,819	18,839
7	Subisu Cablenet Pvt. Ltd. Baluwatar, Kathmandu	8,550	28,776	49,321	86,647
8	Japan Nepal Information Communication Technology, Kalikasthan*	207		123	330
9	Broadlink Network & Communication Pvt.Ltd., Kathmandu	545		26,750	27,295
10	Sustainable Network Pvt.Ltd. Pulchok, Lalitpur	174	4	2	180
11	Nepal Net Sanchar, Biratnagar *	62		21	83
12	Net Max Technologies P. Ltd, Anamnagar, Kathmandu*	3,852	133	1,538	5,523
13	Fiber Online Pvt. Ltd., Jawalakhel, Lalitpur*		474		474
14	Pokhara Internet Pvt. Ltd., Pokhara, Kaski*	1,156		1,846	3,002
15	Cherry World Communications Pvt.Ltd*	75		1,447	1,522
16	Classic Tech Pvt. Ltd., Baneshwor, Kathmandu*	3,461		40,732	44,193
17	Eastlink Technology Pvt. Ltd., Tripureshwor, Kathmandu*			6,452	6,452
18	TechMinds Network Pvt.Ltd., Narayangarh, Chitwan*	2,936		29,622	32,558
19	Barahi Internet Technologies p. Ltd., Srijana Chowk -8, Pokhara*	172		1,642	1,814
20	IBSS Nepal Pvt. Ltd., Sinamangal, Kathmandu *	350		759	1,109
21	ArrowNet Pvt. Ltd. , Tripureshwor, Kathmandu	138		9,684	9,822
22	Shikhar Net Pvt. Ltd., ,Dhanagadhi, Kailali *	30			30
23	VNS Technology PVT LTD Dhanushak *	29		46	75
24	Unified Communication Pvt.Ltd*	11		31	42
25	I.Zone Pvt.Ltd*	246	1,066		1,312
26	SKY cable TV PVT LTD*		5,604		5,604
27	Hawk Net Pvt.Ltd*	3	8	92	103
28	First Link	28		966	994
29	BroaBand Solutions Pvt.Ltd*	30		68	98
30	Galkot Link Pvt. Ltd.*	100		200	300
31	Gandaki Communication*	205		82	287
32	Big Marshyangdi Net Pvt.Ltd*	95		20	115
33	Simrik Internet Pvt.Ltd*	126	2	48	176
34	Acme Technical Institute*	245		1,230	1,475
35	Earthlink Communication Enterprise Pvt.Ltd*	27		109	136
36	Meta Link Pvt.Ltd*	20	16	190	226
37	Metrolink Business Group Pvt. Ltd.*	0		306	306
38	Surkhet net Cable Pvt.Ltd*			326	326
39	Clean Network Pvt.Ltd	2		18	20
	Total	48,959	245,129	602,633	896,721