

Nepal Telecommunications Authority

MIS Report

Poush, 2077 (16 December, 2020– 13 January 2021)

**P.O. Box No. 9754
Kamaladi, Kathmandu
Phone No.: +977-1-4254681
Fax No.: +977-1-4255250
E-mail: ntra@nta.gov.np, info@nta.gov.np
URL: www.nta.gov.np**

**Published on
Falgun , 2077 (Feb, 2021)**

1. Telecom Statistics :- Data of Poush, 2077 (16 December, 2020)

1.1 Subscription of Voice Telephony Service :-

Service Operator	Fixed			Mobile		Others	Total
	PSTN	WLL	VSAT	GSM	CDMA	GMPCS	
NDCL	606,857	118,077	581	18,687,301	1,691,231	-	21,104,047
UTL	-	-	-	-	-	-	-
NCELL	-	-	-	15,554,677	-	-	15,554,677
NSTPL	-	-	-	-	-	-	-
STPL	-	-	-	2,279,591	-	-	2,279,591
Others	-	-	-	-	-	2,905	2,905
Total	606,857	118,077	581	36,521,569	1,691,231	2,905	38,941,220
		725,515		38,212,800		2,905	
Services							
Fixed							2.43
Mobile							127.90
Others (GMPCS)							0.01
Total							130.34

Population Projection (2011-2031) 29,876,531 (Source : cbs.gov.np)

1.2 Broadband Service

Services		Subscribers					Total
		NDCL	UTL*	NCELL	STPL	ISPs	
Fixed Broadband (Wired)	ADSL #	864,014	-	-	-	-	864,014
	Cable/ FTTH #	405,694	-	-	-	5,205,345	5,611,039
	Internet Lease Line	1,179	-	-	-	-	1179
Fixed Broadband (Wireless)	Radio(Wi-Fi) #	-	-	-	-	142,238	142,238
	Wi MAX #	90,534	-	-	-	-	90,534
Mobile Broadband	3G	8,634,277	-	2,566,693	-	-	11,200,970
	4G	2,383,256	-	4,086,139	219,708	-	6,689,103
	EVDO	136,573	-	-	-	-	136,573
Total		12,515,527		6,652,832	219,708	5,347,583	24,735,650
Services						Subscription (%)	
Fixed Broadband (Wired) #						21.68	
Fixed Broadband (Wireless) #						0.78	
Mobile Broadband						60.34	
Total Broadband (%)						82.79	

Note: Data/Internet Service through GPRS Service is excluded in Broadband Subscription.

1 Connection equal to 4.88 subscribers for fixed broadband (Source : cbs.gov.np)

*Data for the month of Poush not received

FTTH- Fiber to the Home

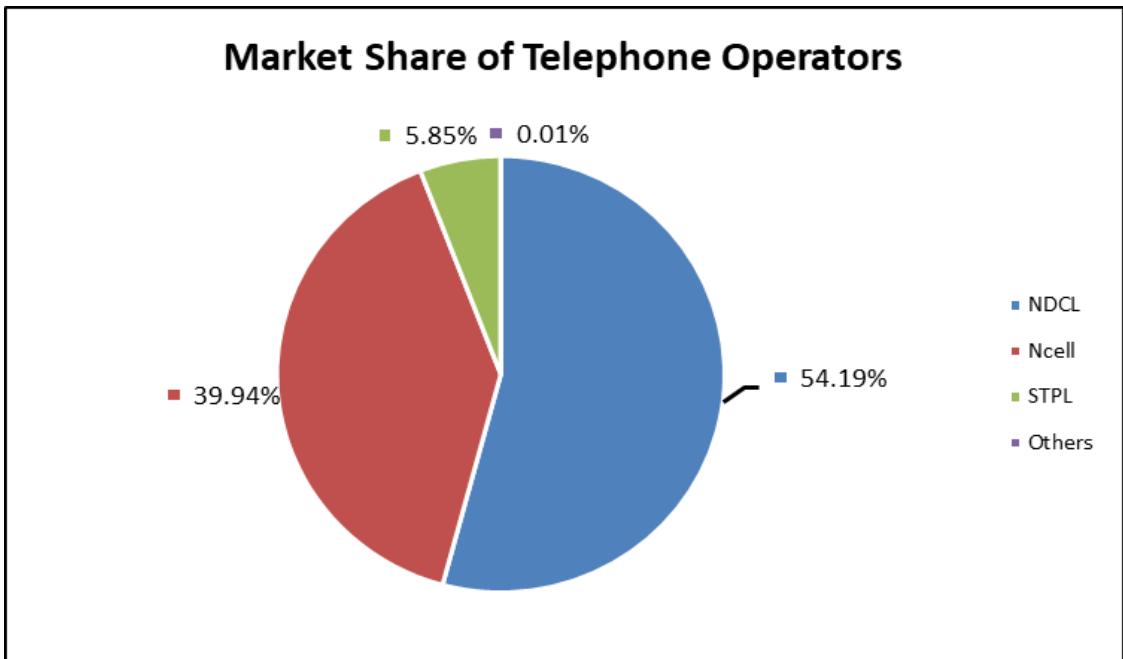
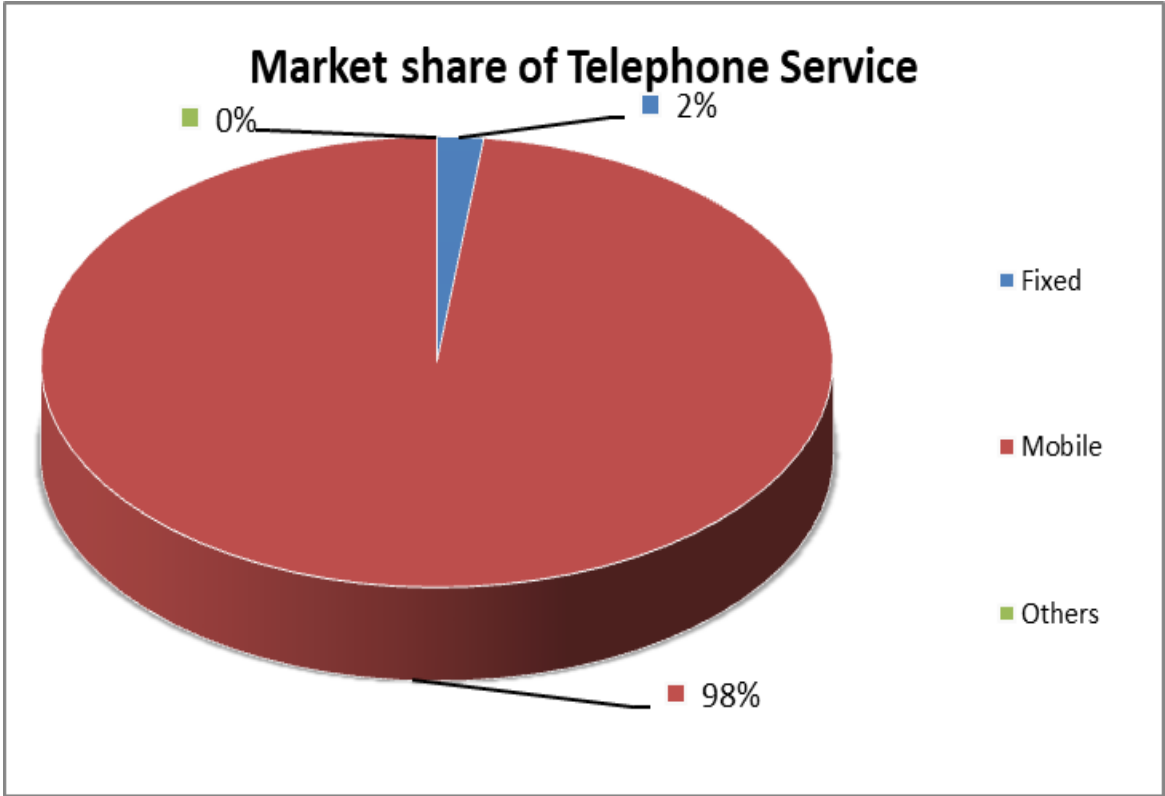
NDCL- Nepal Doorsanchar Company Limited

UTL- United Telecom Limited

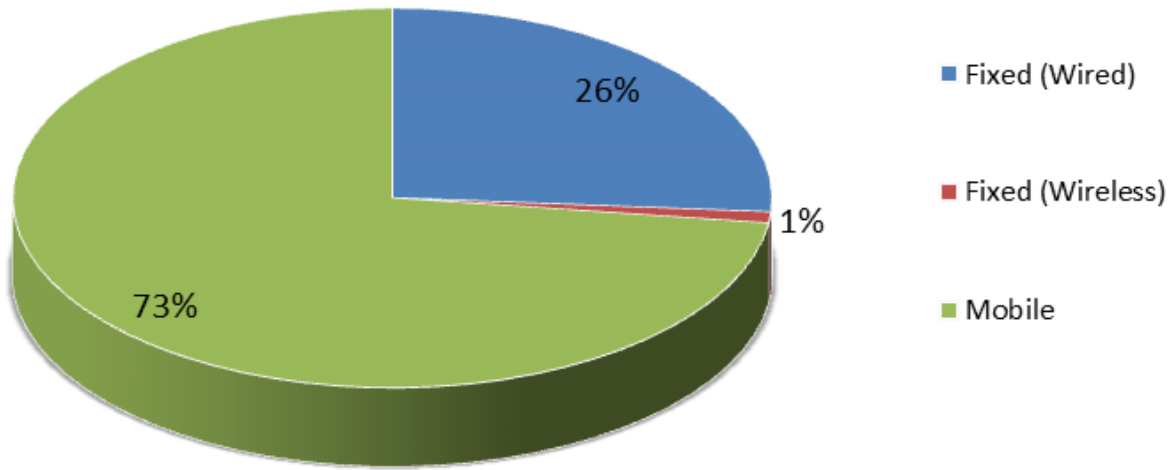
NCELL- Ncell. Ltd.

NSTPL- Nepal Satellite Telecom Pvt. Ltd.

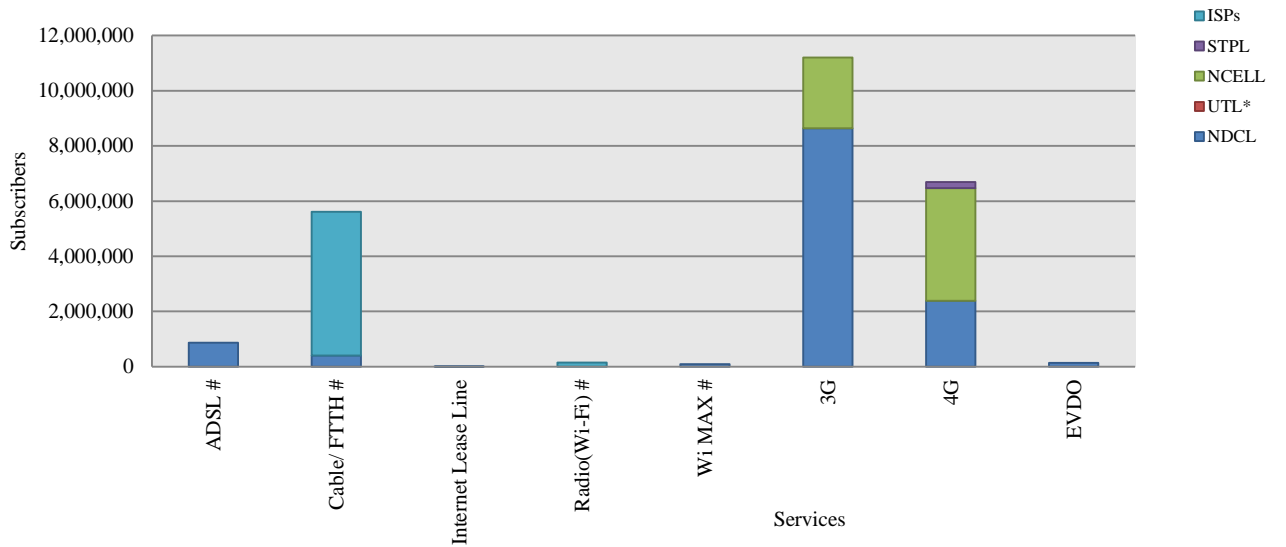
STPL- Smart Telecom Pvt. Ltd.



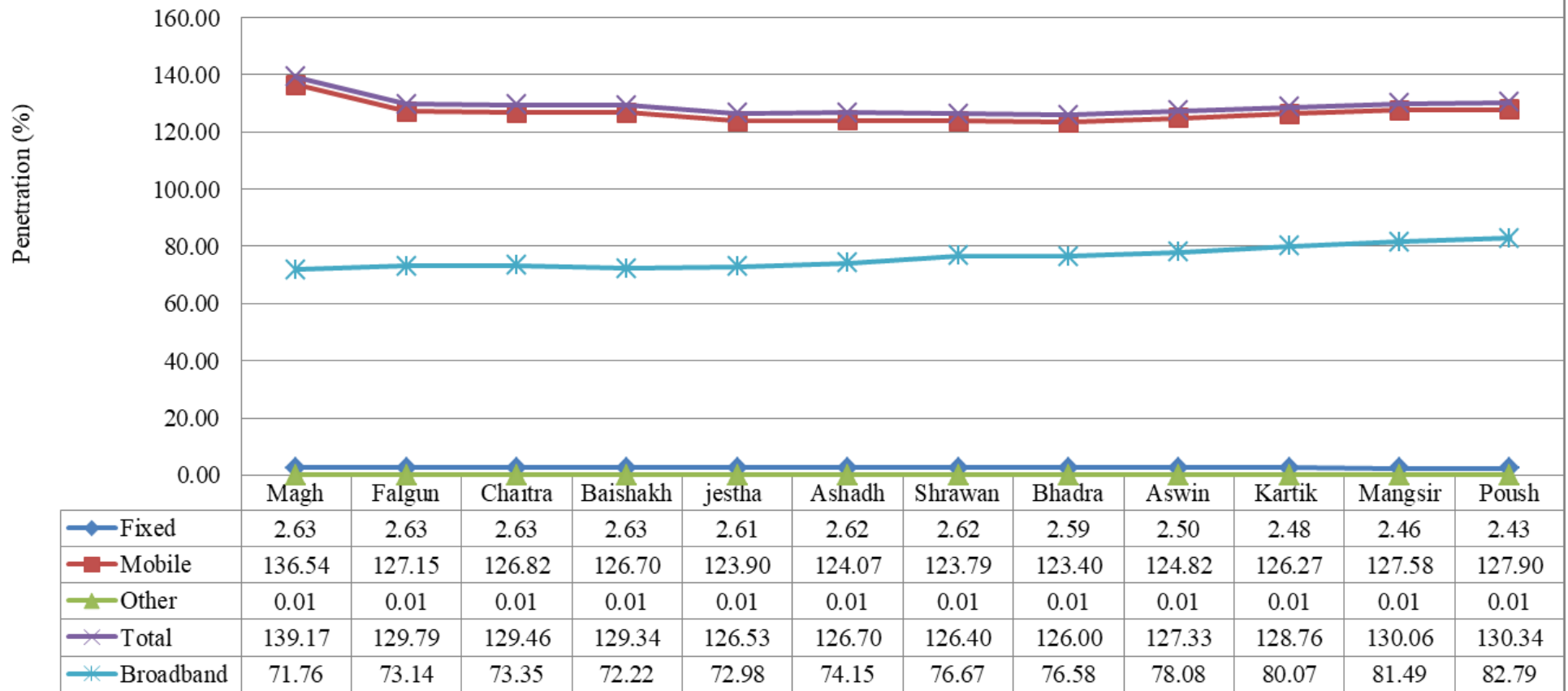
Market share of Broadband Services



Broadband Subscribers

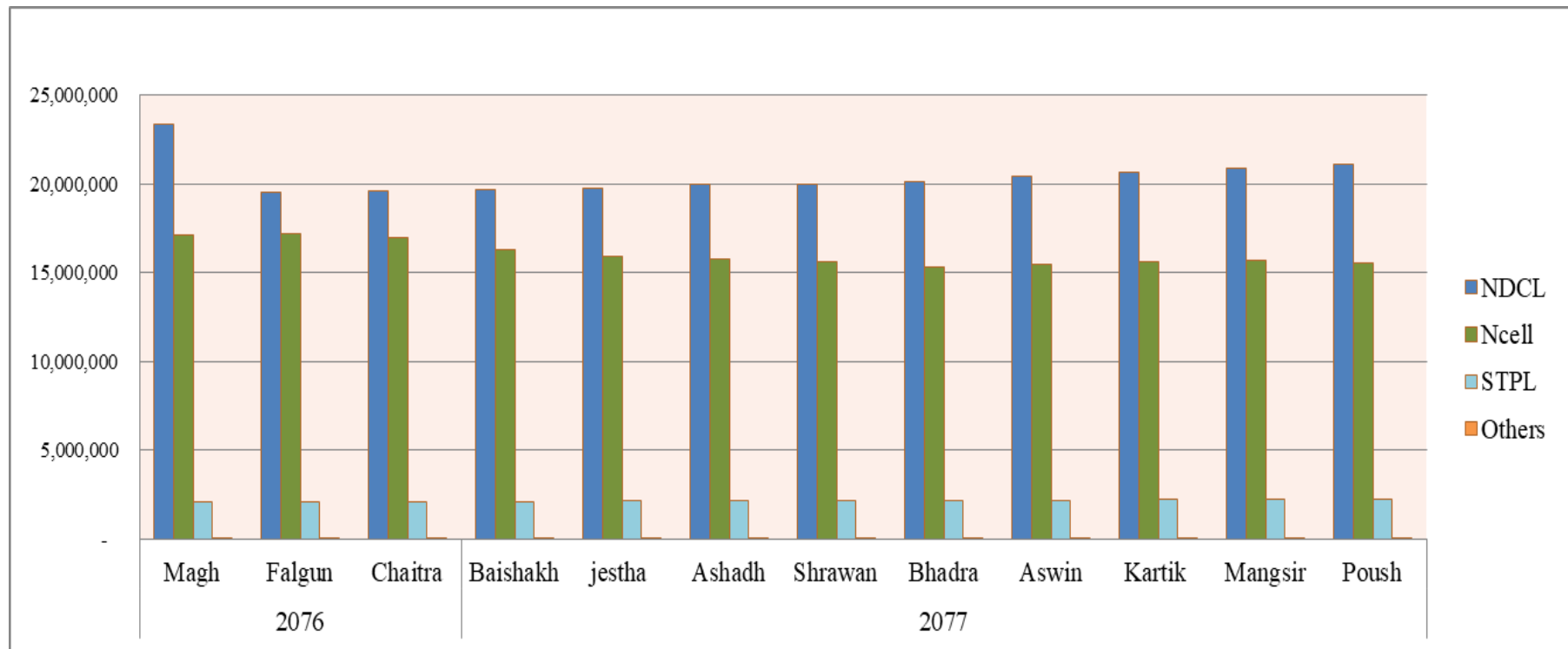


Growth Trend of Voice and Data Services



Glimpse of telephone subscribers in one year

S.No.	Operators	2076			2077								
		Magh	Falgun	Chaitra	Baishakh	jestha	Ashadh	Shrawan	Bhadra	Aswin	Kartik	Mangsir	Poush
1	NDCL	23,328,879	19,496,281	19,605,910	19,652,285	19,741,107	19,948,108	19,975,843	20,149,205	20,393,436	20,637,688	20,856,674	21,104,047
2	Ncell	17,157,358	17,171,675	16,961,098	16,291,997	15,916,354	15,761,903	15,639,571	15,331,890	15,443,808	15,592,264	15,725,374	15,554,677
3	STPL	2,091,257	2,104,817	2,107,912	2,130,008	2,141,117	2,141,117	2,145,339	2,159,775	2,201,182	2,235,201	2,271,378	2,279,591
4	Others	2,905	2,905	2,905	2,905	2,905	2,905	2,905	2,905	2,905	2,905	2,905	2,905



1.3 License issued as of Poush, 2077

S. No.	Name of the Services	Number of the licensee
1.	Basic Telecommunications Service	2
2.	Basic Telephone Service	2
3.	GSM Cellular Mobile Service	2
4.	Network Service Provider	17
5.	VSAT Users	8
6.	Internet (With E-mail) Service	127
7.	GMPCS Service	2
8.	Rural Telecom Service	1
9.	Limited Mobility Service	0
10.	International Trunk Telephone Service	1
11.	VSAT Users (Rural Area)	26
12.	Internet (With Email) Service in Rural Area	3
	Total	191

* Year wise licensing activity of NTA is shown in Appendix-1

2. NTA Activities

2.1. Type Approval Certificate:

List of type approval certificates issued in the month of **Poush, 2077:-**

S.No.	Type of Device	Type of Certificate	Number
1.	Short Range Device	Provisional	14
		Periodic permanent	13
2.	GSM Mobile Handset	Provisional	32
		Periodic permanent	19
3.	Tablet	Provisional	1
		Periodic permanent	2
4.	GSM Device	Provisional	3
		Periodic permanent	3

2.2. Foreign Currency Recommendation: NTA recommended foreign currency equivalent to NRs.401,466,071.16 (Approx.) for the payment of Bandwidth & other service Charges of different Telecom operators, during the month of Poush 2077.

2.3. Recommendation for import of Telecommunications Equipment: - - NTA recommended foreign currency equivalent to NRs.394,640,120.40 (Approx.) for the payment of Telecommunication equivalent of different Telecom operators, during the month of Poush, 2077.

2.4. Issuance of License in Poush, 2077 :- N/A

2.5. Renewal of License in Poush, 2077 :- N/A

1	Ncell Axizta Limited kathmandu	Internet/Email
---	--------------------------------	----------------

2.6. Cancellation of License during Poush, 2077: N/A

2.7. Amendment of Licience in Poush,2077:

S.N	Name of Operator	Content Of Amendment	Name of Service
1	M/S SITA B.V	License Name	Network Service Provider
			VSAT User

3. Human Resource and Capacity Building : N/A

3.1 International Training, Seminar, Study and Observation Tours/Visit: N/A

3.2 National Training, Seminar, Study and Observation Tours/Visit: N/A

3.3 List of the members of Nepal Telecommunications Authority

S.N.	Members Name	Designation	Date of Appointment
1.	Mr. Purushottam Khanal	Chairman	2076/04/06
2.	Mr. Chudamani Chaulagai	Member	2074/02/19
3.	Mr. Teknath Acharya	Member	2074/02/19
4.	Mr. Hem Kumar Shrestha	Member	2074/09/28
5.	Mr. Rammani Duwadi	Member	2075/02/31

For Details Contact:

Nepal Telecommunications Authority

Kamaladi, Kathmandu

Phone No.: +977-1-4254681 (Ext. 246)

Fax No.: +977-1-4255250

E-mail: info@nta.gov.np, ntra@nta.gov.np

NTA Licencing Activity At A Glance As Of 15 July 2020 (End Of Ashad 2077)																									
S.N	Service	Fiscal Year																				Total No.Of Licience	Licience Cancelled	Exesting No.of Licience	
		56/57	57/58	58/59	59/60	60/61	61/62	62/63	63/64	64/65	65/66	66/67	67/68	68/69	69/70	70/71	71/72	72/73	73/74	74/75	75/76				76/77
1	Basic Telecommunication	0	1	0	1	0	0	0	0	1	0	0	0	0	0	0	0	0	0	0	0	0	3	1	2
2	Basic Telephone Service	0	0	0	0	0	0	0	0	0	0	0	0	1	0	0	0	1	0	0	0	0	2	0	2
3	GSM Mobile Service	1	0	0	0	0	1	0	0	0	0	0	0	0	0	0	0	0	0	0	0	0	2	0	2
4	Network Service Providers	6	1	3	0	1	0	0	2	1	0	1	0	0	2	1	0	3	2	0	0	4	27	10	17
5	Prepaid Calling Card	0	0	0	0	0	0	0	0	0	0	0	0	1	0	0	0	0	0	0	0	0	1	1	0
6	VSAT USER	16	8	11	15	20	6	41	7	0	6	22	0	5	0	0	0	0	0	0	0	1	158	149	9
7	internet With Email	13	2	3	2	6	6	7	3	3	7	12	5	1	0	5	3	7	23	26	20	16	170	45	125
8	Radio Paging	6	2	0	0	0	0	0	0	0	0	0	0	0	0	0	0	0	0	0	0	0	8	8	0
9	FAX Mailing	4	2	0	0	0	0	0	0	0	0	0	0	0	0	0	0	0	0	0	0	0	6	6	0
10	Video Conferencing	1	0	0	0	0	0	0	0	0	0	0	0	0	0	0	0	0	0	0	0	0	1	1	0
11	GMPCS	0	0	0	2	0	0	0	1	0	0	0	0	0	0	0	0	0	0	0	0	0	3	1	2
12	Rural Telecom	0	0	0	0	1	0	0	0	1	0	0	0	0	0	0	0	0	0	0	0	0	2	1	1
13	Limited Mobility	0	0	0	0	0	0	2	4	4	3	35	61	0	0	0	0	0	0	0	0	0	109	109	0
14	Int.Trunk Telephone	0	0	0	0	0	0	0	0	2	0	0	1	1	0	0	0	0	0	0	0	0	4	3	1
15	Rural VSAT User	0	0	0	0	0	0	0	0	1	2	5	3	5	0	0	1	0	3	1	15	2	38	12	26
16	Rural ISP	0	0	0	0	0	0	0	0	0	1	5	0	0	0	2	1	2	0	0	0	0	11	8	3
Total		47	16	17	20	28	13	50	17	13	19	80	70	12	2	9	6	9	30	29	35	23	545	355	190

Appendix-2 Internet Subscribers of Service as of Poush, 2077

S.No.	Company Name	Wireless	Cable	Fiber	Total
1	Mercantile Communication (Pvt). Ltd. DurbarMarg, Kathmandu*	1213		865	2,078
2	WorldLink Communications (Pvt.) Ltd. Jawalakhel, Lalitpur	1,322	989	439,352	441,663
3	Himalayan Online Services (Pvt) Ltd. DurbarMarg, Kathmandu*	110		5,942	6,052
4	Nepal Doorsanchar Company Limited	18,552	177,052	83,134	278,738
5	Vianet communications Pvt. Ltd., Jawalakhel, Lalitpur			129,658	129,658
6	Web Surfer Nepal Communication. System Pvt. Ltd.,Tinkune Kathmandu*	3,097		26,574	29,671
7	Subisu Cablenet Pvt. Ltd. Baluwatar, Kathmandu	9,989	28,834	141,958	180,781
8	Japan Nepal Information Communication Technology, Kalikasthan*	207		123	330
9	Broadlink Network & Communication Pvt.Ltd., Kathmandu	387		39,158	39,545
10	Sustainable Network Pvt.Ltd. Pulchok, Lalitpur	196	4	2	202
11	Nepal Net Sanchar, Biratnagar *	62		21	83
12	Net Max Technologies P. Ltd, Anamnagar, Kathmandu*	3,852	133	1,538	5,523
13	Fiber Online Pvt. Ltd., Jawalakhel, Lalitpur*		474		474
14	Pokhara Internet Pvt. Ltd., Pokhara, Kaski*	1,156		1,846	3,002
15	Cherry World Communications Pvt.Ltd*	75		1,447	1,522
16	Classic Tech Pvt. Ltd., Baneshwor, Kathmandu	1,930		125,831	127,761
17	Eastlink Technology Pvt. Ltd., Tripureshwor, Kathmandu			7,840	7,840
18	TechMinds Network Pvt.Ltd., Narayangarh, Chitwan	2,706		53,410	56,116
19	Barahi Internet Technologies p. Ltd., Srijana Chowk -8, Pokhara	156		3,926	4,082
20	IBSS Nepal Pvt. Ltd., Sinamangal, Kathmandu *	350		759	1,109
21	Arrownet Pvt. Ltd. , Tripureshwor, Kathmandu	78		12,691	12,769
22	Shikhar Net Pvt. Ltd., ,Dhanagadhi, Kailali *	30			30
23	VNS Technology PVT LTD Dhanushak *	29		46	75
24	Unified Communication Pvt.Ltd*	11		31	42
25	IBSS Nepal Pvt. Ltd., Sinamangal, Kathmandu *	246	1,066		1,312
26	SKY cable TV PVT LTD*		5,604		5,604
27	WI-FI HD Nepal	409			409
28	First Link communication Pvt.Ltd			5806	5,806
29	Kshireshwor Network pvt Ltd			1020	1,020
30	Galkot Link Pvt. Ltd.*	100		200	300
31	Gandaki Communication*	205		82	287
32	Big Marshyangdi Net Pvt.Ltd*	95		20	115
33	Konnnect Nepal Network Nepal	520		17590	18,110
34	Acme Technical Institute*	245		1,230	1,475
35	Earthlink Communication Enterprise Pvt.Ltd*	27		109	136
36	Meta Link Pvt.Ltd*	20	16	190	226
37	Metrolink Business Group Pvt. Ltd.*	0		306	306
38	Surkhet net Cable Pvt.Ltd			441	441
39	Rapid Unique Network Pvt Ltd			2108	2,108
39	webNetworks pvt.Ltd*	216		669	885
40	Prabhu Digital Ltd*	108		6760	6,868
	Total	47,699	214,172	1,112,683	1,374,554